

BMX WOMEN'S OLYMPICS LONDON 2012

Final Run

Official
PF

Rk	Bike No.	Athlete	Time	Diff	+
1	5	 PAJON Mariana	37.706	-	+
2	96	 WALKER Sarah	38.133	+0.427	+
3	110	 SMULDERS Laura	38.231	+0.525	+
4	22	 le CORGUILLE Laetitia	38.476	+0.770	+
5	68	 BUCHANAN Caroline	38.903	+1.197	+
6	12	 READE Shanaze	39.247	+1.541	+
7	1	 POTTIER Magalie	39.395	+1.689	+
8	32	 CRAIN Brooke	40.286	+2.580	+

SEMI-FINALS






Heat 1

Official

Rk	Bike No.	Athlete	PF Points Run 1	PF Points Run 2	PF Points Run 3	Total Points		+
1	68	 BUCHANAN Caroline	1	2	1	4	Q	+
2	12	 READE Shanaze	2	1	2	5	Q	+
3	32	 CRAIN Brooke	5	4	5	14	Q	+
4	22	 le CORGUILLE Laetitia	4	8	3	15	Q	+
5	469	 HERNANDEZ Stefany	8	3	4	15		+
6	8	 POST Alise	3	7	⁸ DNF	18		+
7	25	 ALEKSEJEVA Sandra	7	6	6	19		+
8	21	 REYNOLDS Lauren	6	5	⁸ DNF	19		+

Heat 2

Official

Rk	Bike No.	Athlete	PF Points Run 1	PF Points Run 2	PF Points Run 3	Total Points		+
1	5	 PAJON Mariana	1	1	1	3	Q	+
2	1	 POTTIER Magalie	2	2	2	6	Q	+
3	110	 SMULDERS Laura	4	3	4	11	Q	+
4	96	 WALKER Sarah	5	4	3	12	Q	+
5	52	 HLADIKOVA Aneta	3	6	7	16		+
6	3	 LABOUNKOVA Romana	6	5	6	17		+
7	222	 RIMSAITE Vilma	7	7	5	19		+
8	6	 STEIN Squel	⁸ DNF	¹⁰ DNS	¹⁰ DNS	28		+