














RESULTS OVERALL

Pos	Plate	Name Team	Nat EMBA	Stage 1 Stage 6	Pos	Stage 2 Stage 7	Pos	Stage 3 Stage 8	Pos	Stage 4 Stage 9	Pos	Stage 5 Pos	Pos	Penalties	Time	Gap
MEN																
1	21	DAILLY Adrien Lapierre		0:05:30.43 0:06:35.19	1	0:06:02.29 0:02:50.46	16	0:03:04.71 0:05:42.80	3	0:06:40.93 0:05:25.09	3	0:05:49.76 2	8		0:47:41.66	
2	17	CURE Alexandre BH-Miranda Racing Team		0:05:33.61 0:06:46.47	2	0:05:54.75 0:02:55.08	5	0:03:01.37 0:05:39.32	1	0:06:40.58 0:05:36.11	1	0:05:52.70 14	13		0:47:59.99	+0:00:18.33
3	2	OTON Damien Devinci Global Racing		0:05:37.74 0:06:36.93	10	0:06:01.82 0:03:00.52	14	0:03:13.92 0:05:31.86	11	0:06:48.97 0:05:26.60	10	0:05:49.40 3	6		0:48:07.76	+0:00:26.10
4	6	NICOLAI Florian Rocky Mountain Urge BP Rally Team		0:05:34.86 0:06:37.16	8	0:06:01.73 0:02:55.99	13	0:03:11.85 0:05:33.18	7	0:06:43.36 0:05:31.16	5	0:06:00.70 9	43		0:48:09.99	+0:00:28.33
5	18	GALY Theo Devinci Global Racing		0:05:34.32 0:06:44.24	4	0:05:52.77 0:03:04.96	3	0:03:10.34 0:05:41.14	4	0:06:49.92 0:05:32.23	12	0:05:43.06 1	1		0:48:12.98	+0:00:31.32
6	13	HILL Sam Chain Reaction Cycles Mavic		0:05:34.62 0:06:38.29	6	0:06:07.96 0:02:55.86	29	0:03:13.81 0:05:26.23	10	0:06:50.68 0:05:31.11	16	0:05:55.98 8	23		0:48:14.54	+0:00:32.88
7	9	MELAMED Jesse Rocky Mountain Urge BP Rally Team		0:05:38.84 0:06:40.86	11	0:05:58.49 0:02:54.22	9	0:03:11.21 0:05:39.29	6	0:06:50.11 0:05:29.53	13	0:05:59.30 5	35		0:48:21.85	+0:00:40.19
8	44	TORDO Dimitri BH-Miranda Racing Team		0:05:35.34 0:06:42.50	9	0:05:58.13 0:02:57.32	8	0:03:10.60 0:05:38.53	5	0:06:43.34 0:06:03.72	4	0:05:44.40 2	2		0:48:33.88	+0:00:52.22
9	14	WALLNER Robin Ibis Cycles Enduro Race		0:05:43.55 0:06:42.61	19	0:06:02.91 0:02:56.80	17	0:03:14.72 0:05:40.35	12	0:06:50.21 0:05:33.46	14	0:05:55.12 12	18		0:48:39.73	+0:00:58.07
10	7	CALLAGHAN Greg Cube Action Team		0:05:34.61 0:06:43.16	5	0:06:02.05 0:03:06.22	15	0:03:18.95 0:05:32.64	21	0:06:53.55 0:05:34.29	19	0:05:56.07 13	24		0:48:41.54	+0:00:59.88
11	26	LAPEYRIE Thomas SUNN		0:05:42.53 0:06:48.14	17	0:05:50.74 0:03:01.45	2	0:03:17.85 0:05:41.78	19	0:06:58.32 0:05:29.54	27	0:05:53.73 6	15		0:48:44.08	+0:01:02.42
12	3	CLEMENTZ Jerome Cannondale		0:05:43.97 0:06:40.63	22	0:06:01.10 0:03:03.28	11	0:03:15.37 0:05:32.64	15	0:06:54.28 0:05:36.99	20	0:06:00.61 15	42		0:48:48.87	+0:01:07.21
13	105	QUERE Nicolas		0:05:43.77 0:06:40.28	21	0:06:06.18 0:03:09.04	22	0:03:14.75 0:05:39.35	13	0:06:46.26 0:05:48.57	7	0:05:51.10 30	9		0:48:59.30	+0:01:17.64















RESULTS OVERALL

Pos	Plate	Name Team	Nat EMBA	Stage 1 Stage 6	Pos	Stage 2 Stage 7	Pos	Stage 3 Stage 8	Pos	Stage 4 Stage 9	Pos	Stage 5 Pos	Pos	Penalties	Time	Gap
MEN																
14	15	GAUVIN Remi Rocky Mountain Urge BP Rally Team	 CAN.GAUR.1992	0:05:47.56 0:06:53.83	28 36	0:05:53.82 0:02:57.49	4 14	0:03:21.17 0:05:39.98	26 14	0:06:48.44 0:05:33.33	9 11	0:06:10.32	64		0:49:05.94	+0:01:24.28
15	30	BUCHANAN Lewis Trek Factory Racing	 GBR.BUCL.1993	0:05:52.57 0:06:40.35	37 7	0:06:15.97 0:02:59.10	45 18	0:03:19.33 0:05:38.22	22 7	0:06:57.30 0:05:30.59	25 7	0:05:55.63	20		0:49:09.06	+0:01:27.40
16	23	BARNES Joe Canyon Factory Enduro Team	 GBR.BARJ.1989	0:05:41.82 0:06:36.28	16 2	0:06:07.31 0:03:02.98	27 25	0:03:20.44 0:05:40.40	23 16	0:07:11.59 0:05:37.25	48 16	0:05:55.65	21		0:49:13.72	+0:01:32.06
17	33	CHAPUIS Maxime SUI.CHAM.1994	 SUI.CHAM.1994	0:05:41.05 0:06:56.60	15 45	0:06:06.71 0:03:04.11	24 30	0:03:18.08 0:05:44.31	20 23	0:06:46.57 0:05:38.16	8 18	0:06:00.22	40		0:49:15.81	+0:01:34.15
18	47	GAILLOT Baptiste FRA.GAIB.1991	 FRA.GAIB.1991	0:05:51.71 0:06:42.09	36 11	0:06:05.16 0:02:58.02	20 17	0:03:21.91 0:05:47.45	29 29	0:06:56.68 0:05:45.17	23 27	0:05:47.63	5		0:49:15.82	+0:01:34.16
19	8	BAILLY-MAITRE Francois Ibis Cycles Enduro Race	 FRA.BAIF.1985	0:05:43.14 0:06:44.67	18 17	0:06:24.43 0:03:03.76	62 28	0:03:20.61 0:05:42.10	24 21	0:06:52.65 0:05:41.15	17 23	0:05:45.62	4		0:49:18.13	+0:01:36.47
20	301	PAULHAN Romain 0:06:54.09	 0:06:54.09	0:05:48.72 0:06:54.09	29 37	0:06:13.85 0:02:52.46	37 2	0:03:12.46 0:05:40.72	8 17	0:06:53.30 0:05:55.77	18 37	0:05:52.93	14		0:49:24.30	+0:01:42.64
21	32	NATION Joseph NZL.NATJ.1989	 NZL.NATJ.1989	0:05:53.02 0:06:54.50	38 40	0:06:03.82 0:03:02.25	19 24	0:03:16.21 0:05:38.21	18 6	0:06:58.47 0:05:41.08	29 22	0:06:03.85	53		0:49:31.41	+0:01:49.75
22	41	RAIMONDI Matteo GB Rifar Mondraker Team	 ITA.RAIM.1995	0:05:47.30 0:06:43.37	27 15	0:05:55.90 0:03:01.92	6 23	0:03:15.20 0:05:40.75	14 18	0:06:40.87 0:05:42.60	2 25	0:06:48.91	116		0:49:36.82	+0:01:55.16
23	35	CLAQUIN Sebastien Rocky Mountain Urge BP Rally Team	 FRA.CLAS.1996	0:05:34.19 0:06:57.78	3 47	0:06:40.73 0:02:57.53	89 15	0:03:03.31 0:05:57.22	2 44	0:06:50.32 0:05:37.93	15 17	0:06:02.38	50		0:49:41.39	+0:01:59.73
24	39	POMBO Emanuel POR.POME.1987	 POR.POME.1987	0:05:46.19 0:06:46.58	24 20	0:06:11.60 0:02:55.97	36 7	0:03:25.02 0:05:49.61	34 33	0:06:56.90 0:05:46.97	24 29	0:06:02.95	51		0:49:41.79	+0:02:00.13
25	29	OSBORNE Marco Cannondale	 USA.OSBM.1992	0:05:56.00 0:06:47.27	42 23	0:06:10.39 0:02:57.27	32 12	0:03:29.56 0:05:39.57	46 13	0:07:00.39 0:05:38.83	32 20	0:06:04.40	54		0:49:43.68	+0:02:02.02
26	104	DENIAUD Youn FRA.DENY.1996	 FRA.DENY.1996	0:05:43.64 0:06:47.51	20 24	0:06:00.83 0:03:07.37	10 41	0:03:13.32 0:05:46.82	9 27	0:07:24.04 0:05:59.99	76 44	0:05:51.87	12		0:49:55.39	+0:02:13.73
27	53	PERSAK Vid Team Dorrong Enduro	 SLO.PERV.1996	0:05:50.40 0:06:56.24	33 44	0:06:18.71 0:02:56.60	51 9	0:03:15.87 0:05:46.54	17 26	0:06:54.45 0:06:02.75	21 47	0:06:01.91	48		0:50:03.47	+0:02:21.81















RESULTS OVERALL

Pos	Plate	Name Team	Nat EMBA	Stage 1 Stage 6	Pos	Stage 2 Stage 7	Pos	Stage 3 Stage 8	Pos	Stage 4 Stage 9	Pos	Stage 5 Pos	Pos	Penalties	Time	Gap
MEN																
28	40	FERREIRO Toni	 ESP.FERT.1990	0:05:46.93 0:07:01.80	26 55	0:06:06.27 0:02:59.19	23 19	0:03:23.84 0:05:47.05	32 28	0:07:23.07 0:05:42.35	75 24	0:05:57.89 30			0:50:08.39	+0:02:26.73
29	50	JOHNSON Leigh	 GBR.JOHL.1996	0:05:49.80 0:06:52.55	30 34	0:06:09.27 0:03:04.01	30 29	0:03:29.26 0:05:51.51	45 34	0:06:58.40 0:05:57.41	28 39	0:05:57.08 26			0:50:09.29	+0:02:27.63
30	97	PROKOP Michal	 CZE.PROM.1981	0:05:59.73 0:06:54.40	53 39	0:06:06.93 0:03:04.47	26 32	0:03:35.79 0:05:45.57	59 24	0:06:58.97 0:05:54.96	30 36	0:05:51.32 10			0:50:12.14	+0:02:30.48
31	65	KANGAS Alexander	 SWE.KANA.1990	0:05:50.85 0:06:59.03	34 51	0:06:14.57 0:03:08.39	41 45	0:03:24.67 0:05:55.44	33 42	0:07:00.72 0:06:00.43	34 45	0:05:45.03 3			0:50:19.13	+0:02:37.47
32	27	JOHANSEN Zakarias Blom Ibis Cycles Enduro Race	 NOR.JOZH.1992	0:05:39.68 0:06:46.72	13 22	0:06:06.80 0:03:19.71	25 77	0:03:28.39 0:05:52.99	44 35	0:07:05.32 0:05:44.60	37 26	0:06:16.59 72			0:50:20.80	+0:02:39.14
33	56	CASADEI Nicola Team CMC Cycling Experience	 ITA.CASN.1989	0:05:56.29 0:06:50.12	44 30	0:06:14.47 0:03:06.90	40 40	0:03:34.65 0:05:48.99	56 31	0:06:57.37 0:05:55.92	26 38	0:05:58.31 31			0:50:23.02	+0:02:41.36
34	12	SCOTT Mark Santa Cruz x SRAM	 GBR.SCOM.1993	0:05:39.66 0:06:44.78	12 18	0:06:52.09 0:03:00.64	106 21	0:03:15.38 0:05:38.96	16 9	0:06:49.64 0:06:29.61	11 81	0:05:59.97 38			0:50:30.73	+0:02:49.07
35	99	LUPATO Denny	 ITA.LUPD.1992	0:06:10.17 0:06:51.96	70 33	0:06:11.17 0:03:04.38	35 31	0:03:30.33 0:05:49.33	49 32	0:07:00.24 0:06:07.60	31 56	0:05:57.69 28			0:50:42.87	+0:03:01.21
36	34	MIQUEL Kevin Commençal Vallnord Enduro	 FRA.MIQK.1991	0:05:34.68 0:06:52.98	7 35	0:06:05.82 0:02:54.01	21 3	0:03:26.79 0:06:50.46	40 110	0:06:54.85 0:05:39.16	22 21	0:05:54.88 17	0:00:30.00		0:50:43.63	+0:03:01.97
37	96	MAY Ludovic	 SUI.MAYL.1989	0:05:53.50 0:06:58.11	39 48	0:06:18.15 0:03:13.47	49 59	0:03:21.23 0:05:53.29	27 36	0:07:01.18 0:06:04.18	35 50	0:06:00.94 45			0:50:44.05	+0:03:02.39
38	109	PONTAL Yannick	 FRA.PONY.1985	0:06:00.58 0:06:41.37	56 10	0:06:27.42 0:02:57.83	67 16	0:03:37.01 0:05:55.23	61 41	0:07:12.34 0:05:54.15	51 35	0:06:01.30 46			0:50:47.23	+0:03:05.57
39	55	BRETAS Andre Luiz	 BRA.BREA.1987	0:06:12.91 0:06:54.88	73 41	0:06:15.59 0:03:03.37	44 27	0:03:26.25 0:06:04.86	35 54	0:07:10.95 0:05:46.96	47 28	0:05:55.57 19			0:50:51.34	+0:03:09.68
40	73	TEJCHMAN Premek	 CZE.TEJP.1988	0:06:13.38 0:07:07.41	75 63	0:06:15.33 0:03:05.19	43 36	0:03:28.05 0:05:53.99	43 38	0:07:07.64 0:05:51.42	41 33	0:05:51.43 11			0:50:53.84	+0:03:12.18
41	98	LUPATO Alex	 ITA.LUPA.1989	0:06:08.33 0:06:49.77	64 27	0:06:17.78 0:03:08.06	47 44	0:03:33.00 0:06:00.83	54 50	0:07:15.11 0:05:59.70	60 42	0:05:53.96 16			0:51:06.54	+0:03:24.88

RESULTS OVERALL

Pos	Plate	Name Team	Nat EMBA	Stage 1 Stage 6	Pos	Stage 2 Stage 7	Pos	Stage 3 Stage 8	Pos	Stage 4 Stage 9	Pos	Stage 5 Pos	Pos	Penalties	Time	Gap
MEN																
42	57	MYSIK Milan		0:05:58.04	49	0:06:14.38	39	0:03:30.71	50	0:07:16.12	63	0:06:00.70	43		0:51:07.76	+0:03:26.10
			CZE.MYSM.1993	0:06:48.86	26	0:03:10.35	50	0:05:53.75	37	0:06:14.85	63					
43	111	GAYRAL Paul		0:06:06.05	60	0:06:20.73	57	0:03:29.75	47	0:07:14.00	56	0:05:58.96	33		0:51:10.02	+0:03:28.36
			FRA.GAYP.1989	0:06:58.83	50	0:03:07.70	43	0:05:54.72	39	0:05:59.28	41					
44	1	RUDE Richie Yeti Fox Shox		0:05:45.35	23	<u>0:05:49.75</u>	<u>1</u>	0:03:27.82	42	0:07:28.82	83	0:07:08.36	137		0:51:14.13	+0:03:32.47
			USA.RUDR.1995	0:06:51.06	32	0:03:32.32	114	0:05:46.12	25	<u>0:05:24.53</u>	<u>1</u>					
45	37	WOLFE Daniel		0:06:13.09	74	0:06:20.08	54	0:03:43.45	77	0:07:25.65	80	0:05:57.83	29		0:51:23.92	+0:03:42.26
			IRL.WOLD.1988	0:06:55.35	42	0:03:09.38	49	0:05:47.76	30	0:05:51.33	32					
46	110	MAURY Tom		0:05:57.19	48	0:06:03.31	18	0:03:37.94	64	0:07:24.22	77	0:05:56.87	25		0:51:24.32	+0:03:42.66
			FRA.MAUT.1989	0:06:56.75	46	0:03:22.10	85	0:05:57.33	45	0:06:08.61	58					
47	38	GARAY Iago Santa Cruz x SRAM		0:05:57.04	47	0:06:14.76	42	0:03:40.48	70	0:07:18.25	70	0:06:03.27	52		0:51:25.73	+0:03:44.07
			ESP.GARI.1991	0:07:10.17	67	0:03:11.21	52	0:06:00.53	49	0:05:50.02	31					
48	24	BORGES Jose BH-Miranda Racing Team		0:05:56.55	45	0:05:56.76	7	0:03:22.55	30	0:06:45.24	6	0:06:16.09	71		0:51:34.30	+0:03:52.64
			POR.BORJ.1990	0:06:46.60	21	0:02:56.75	10	0:08:06.21	154	0:05:27.55	4					
49	76	POLONI Tobia Team CMC Cycling Experience		0:06:07.50	62	0:06:22.32	59	0:03:31.79	51	0:07:00.39	32	0:05:58.58	32		0:51:34.76	+0:03:53.10
			ITA.POLT.1991	0:07:24.78	88	0:03:04.63	34	0:05:57.75	46	0:06:07.02	55					
50	25	LEOV Justin Canyon Factory Enduro Team		0:06:18.42	83	0:06:46.94	99	0:03:26.67	39	0:07:11.83	50	0:06:14.55	69		0:51:38.28	+0:03:56.62
			NZL.LEOJ.1984	0:06:49.89	28	0:03:06.39	39	0:06:04.83	53	0:05:38.76	19					
51	68	FLOCKHART Sam		0:06:05.92	59	0:06:16.37	46	0:03:54.02	107	0:07:12.39	52	0:06:00.29	41		0:51:41.10	+0:03:59.44
			GBR.FLOS.1993	0:06:50.00	29	0:03:14.94	63	0:05:59.50	48	0:06:07.67	57					
52	80	DICKSON Stu Devinci Global Racing		0:05:50.13	31	0:06:10.59	33	0:03:43.29	76	0:07:10.49	46	0:06:07.39	57		0:51:43.72	+0:04:02.06
			CAN.DICS.1995	0:07:01.91	56	0:03:20.16	78	0:06:05.26	56	0:06:14.50	62					
53	49	SHIRLEY James		0:06:00.54	55	0:06:31.98	75	0:03:22.78	31	0:07:18.24	69	0:06:08.17	61		0:51:49.60	+0:04:07.94
			GBR.SHIJ.1988	0:07:14.59	71	0:03:15.66	67	0:05:54.96	40	0:06:02.68	46					
54	62	MOYNIHAN Liam		0:06:01.19	57	0:06:10.10	31	0:03:42.78	74	0:07:08.11	43	0:05:59.85	37		0:51:49.88	+0:04:08.22
			GBR.MOYL.1991	0:07:06.37	62	0:03:11.42	53	0:06:06.92	61	0:06:23.14	74					
55	92	AUSTERMUHLE Ian Hope Factory Racing		0:06:09.72	69	0:06:34.87	80	0:03:26.53	37	0:07:16.10	62	0:06:00.13	39		0:51:54.68	+0:04:13.02
			GBR.AUSI.1980	0:07:04.93	60	0:03:12.16	54	0:06:05.40	58	0:06:04.84	52					

RESULTS OVERALL

Pos	Plate	Name Team	Nat EMBA	Stage 1 Stage 6	Pos	Stage 2 Stage 7	Pos	Stage 3 Stage 8	Pos	Stage 4 Stage 9	Pos	Stage 5	Pos	Penalties	Time	Gap
MEN																
56	45	RAVANEL Cedric Commençal Vallnord Enduro	 FRA.RAVC.1978	0:05:54.41 0:07:07.99	40 65	0:06:17.80 0:03:14.53	48 62	0:03:46.57 0:06:23.50	84 76	0:07:14.22 0:05:59.80	57 43	0:05:59.31	36		0:51:58.13	+0:04:16.47
57	70	SHAW Sam NZL.SHAS.1992	 NZL.SHAS.1992	0:06:07.84 0:07:21.15	63 82	0:06:18.65 0:03:21.30	50 82	0:03:34.94 0:05:55.70	57 43	0:07:10.14 0:06:06.39	45 53	0:06:02.20	49		0:51:58.31	+0:04:16.65
58	86	SKANT Gerd Team Dorrong Enduro	 AUT.SKAG.1991	0:06:08.42 0:07:04.66	65 58	0:06:20.54 0:03:24.73	56 92	0:03:26.40 0:06:05.11	36 55	0:07:18.23 0:06:19.18	68 68	0:05:57.20	27		0:52:04.47	+0:04:22.81
59	114	ESCRIOU Valentin FRA.ESCV.1996	 FRA.ESCV.1996	0:05:50.37 0:06:50.36	32 31	0:07:44.93 0:03:05.29	164 37	0:03:26.93 0:05:58.58	41 47	0:07:11.62 0:06:04.79	49 51	0:05:59.12	34		0:52:11.99	+0:04:30.33
60	77	FRIGOUT Lucas FRA.FRIL.1993	 FRA.FRIL.1993	0:06:23.68 0:06:54.22	89 38	0:06:21.90 0:03:12.22	58 55	0:03:52.77 0:06:03.51	104 51	0:07:25.00 0:06:06.96	78 54	0:06:01.47	47		0:52:21.73	+0:04:40.07
61	120	PUTZENLECHNER Leonhard GER.PUTL.1993	 GER.PUTL.1993	0:06:08.96 0:07:03.60	67 57	0:06:31.69 0:03:08.85	74 46	0:03:42.47 0:06:04.68	72 52	0:07:13.05 0:06:16.37	53 67	0:06:12.81	66		0:52:22.48	+0:04:40.82
62	75	GALLAGHER Chris GBR.GALC.1993	 GBR.GALC.1993	0:06:02.22 0:06:58.14	58 49	0:06:29.03 0:03:08.91	68 47	0:03:21.24 0:06:11.76	28 64	0:07:06.61 0:06:14.94	40 64	0:06:54.31	122		0:52:27.16	+0:04:45.50
63	10	CARLSON Josh Giant Factory Off-Road Team	 AUS.CARJ.1986	0:05:58.99 0:07:33.65	51 104	0:06:19.70 0:03:23.26	52 89	0:03:36.02 0:06:05.54	60 59	0:07:18.14 0:05:53.30	67 34	0:06:28.68	88		0:52:37.28	+0:04:55.62
64	113	GARCIA Tom FRA.GART.1990	 FRA.GART.1990	0:06:11.68 0:07:08.81	71 66	0:06:25.54 0:03:12.39	64 56	0:03:38.98 0:06:05.38	65 57	0:07:26.15 0:06:14.35	81 61	0:06:16.63	73		0:52:39.91	+0:04:58.25
65	128	MCCOMB Nathan GBR.MCCN.1994	 GBR.MCCN.1994	0:06:00.06 0:07:13.20	54 69	0:06:29.86 0:03:16.14	72 69	0:03:41.14 0:06:11.58	71 63	0:07:18.03 0:06:09.53	66 59	0:06:24.78	84		0:52:44.32	+0:05:02.66
66	116	WIGHT Spencer CAN.WIGS.1995	 CAN.WIGS.1995	0:05:55.48 0:06:59.22	41 52	0:06:27.12 0:03:07.66	66 42	0:03:56.51 0:06:06.34	110 60	0:07:16.04 0:06:57.49	61 110	0:06:10.01	63		0:52:55.87	+0:05:14.21
67	42	PANOZZO Christopher AUS.PANC.1987	 AUS.PANC.1987	0:05:56.10 0:06:55.64	43 43	0:06:11.11 0:03:04.55	34 33	0:03:32.52 0:08:35.44	52 159	0:07:08.99 0:05:58.92	44 40	0:05:49.74	7		0:53:13.01	+0:05:31.35
68	331	SOUSSIGNE Julien 0:06:17.62 0:07:07.95		81 64	0:06:29.36 0:03:17.03	69 71	0:03:44.95 0:06:16.33	80 70	0:07:14.69 0:06:23.99	59 75	0:06:25.32	85		0:53:17.24	+0:05:35.58	
69	148	BATISTA Levy FRA.BATL.1990	 FRA.BATL.1990	0:06:07.24 0:07:04.86	61 59	0:06:29.54 0:03:23.06	71 88	0:03:47.09 0:06:18.19	86 71	0:07:22.81 0:06:34.48	73 87	0:06:12.43	65		0:53:19.70	+0:05:38.04

RESULTS OVERALL

Pos	Plate	Name Team	Nat EMBA	Stage 1 Stage 6	Pos	Stage 2 Stage 7	Pos	Stage 3 Stage 8	Pos	Stage 4 Stage 9	Pos	Stage 5 Pos	Pos	Penalties	Time	Gap
MEN																
70	115	PEREZ Robin		0:06:24.97	90	0:06:29.44	70	0:03:45.51	82	0:07:29.12	85	0:06:14.79	70		0:53:24.68	+0:05:43.02
			FRA.PERR.1994	0:06:59.88	53	0:03:20.71	80	0:06:14.65	68	0:06:25.61	76					
71	78	ARNAUD Quentin		0:06:12.37	72	0:06:22.93	61	0:03:47.24	87	0:07:28.92	84	0:06:09.61	62		0:53:35.30	+0:05:53.64
			FRA.ARNQ.1994	0:07:20.66	80	0:03:30.98	111	0:06:15.86	69	0:06:26.73	79					
72	36	HUTCHENS Chris		0:06:08.45	66	0:07:01.91	123	0:03:37.71	63	0:07:13.82	55	0:06:07.81	59		0:53:37.50	+0:05:55.84
			GBR.HUTC.1989	0:07:14.95	72	0:03:15.43	65	0:06:53.90	115	0:06:03.52	48					
73	88	OPPLIGER Timothee Norco Enduro Racing		0:06:19.18	84	0:06:32.20	76	0:03:50.33	98	0:07:33.17	96	0:06:04.94	55		0:53:37.76	+0:05:56.10
			SUI.OPPT.1992	0:07:20.98	81	0:03:27.31	101	0:06:13.42	66	0:06:16.23	66					
74	153	REDOIS Lucas		0:06:20.68	87	0:06:41.18	90	0:03:49.64	94	0:07:19.37	71	0:06:13.21	67		0:53:59.06	+0:06:17.40
			FRA.REDL.1992	0:07:10.40	68	0:03:34.69	117	0:06:27.20	83	0:06:22.69	72					
75	306	SOUTADÉ Thibault		0:06:25.77	91	0:06:55.47	112	0:03:53.54	106	0:07:31.66	90	0:06:20.75	78		0:54:13.08	+0:06:31.42
				0:07:15.79	75	0:03:14.22	61	0:06:10.15	62	0:06:25.73	77					
76	151	MAGNE Julien		0:06:30.33	101	0:06:37.18	84	0:03:49.23	92	0:07:23.02	74	0:06:18.79	75		0:54:16.18	+0:06:34.52
			FRA.MAGJ.1992	0:07:24.14	87	0:03:13.37	58	0:06:12.33	65	0:06:47.79	99					
77	89	BAHLER Jonas Norco Enduro Racing		0:06:30.38	102	0:06:35.85	81	0:03:52.56	103	0:07:31.62	88	0:06:24.61	83		0:54:16.72	+0:06:35.06
			SUI.BAHJ.1987	0:07:23.58	85	0:03:16.01	68	0:06:19.37	73	0:06:22.74	73					
78	119	SCHUMANN Max		0:06:27.17	94	0:06:26.00	65	0:03:59.22	116	0:07:25.43	79	0:06:19.39	76		0:54:17.36	+0:06:35.70
			GER.SCHM.1987	0:07:01.45	54	0:03:36.43	120	0:06:33.98	95	0:06:28.29	80					
79	131	PAYNE Richard		0:06:17.49	80	0:06:50.81	105	0:03:44.72	78	0:07:31.62	88	0:06:24.30	81		0:54:18.77	+0:06:37.11
			GBR.PAYR.1985	0:07:15.89	76	0:03:18.85	74	0:06:23.71	77	0:06:31.38	83					
80	94	JONES Vivian Forest of Dean Gravity Team		0:06:27.50	96	0:06:59.90	120	0:03:40.44	69	0:07:29.54	86	0:06:24.31	82		0:54:21.63	+0:06:39.97
			GBR.JONV.1992	0:07:26.21	92	0:03:11.04	51	0:06:23.48	75	0:06:19.21	69					
81	147	LEPINE Quentin		0:06:19.24	85	0:06:37.77	85	0:03:58.89	114	0:07:34.78	99	0:06:17.51	74		0:54:31.97	+0:06:50.31
			FRA.LEPQ.1992	0:07:21.20	83	0:03:22.38	86	0:06:19.70	74	0:06:40.50	92					
82	91	QUILLÉVÉRÉ Remy Lapierre		0:06:16.45	79	0:06:42.94	94	0:03:57.53	112	0:07:32.43	93	0:06:21.74	79		0:54:38.50	+0:06:56.84
			FRA.QUIR.1996	0:07:46.11	119	0:03:26.11	95	0:06:19.12	72	0:06:16.07	65					
83	132	MALLER Ashley		0:06:27.05	93	0:06:39.68	87	0:03:43.09	75	0:07:37.54	102	0:06:33.90	96		0:54:48.54	+0:07:06.88
			GBR.MALA.1990	0:07:13.28	70	0:03:24.85	93	0:06:35.07	98	0:06:34.08	86					
84	106	CHARLES Clement		0:06:15.92	78	0:06:25.40	63	0:03:42.68	73	0:07:13.58	54	0:05:55.69	22		0:54:50.01	+0:07:08.35
			FRA.CHAC.1994	0:07:33.08	103	0:03:30.01	108	0:08:02.66	152	0:06:10.99	60					

RESULTS OVERALL

Pos	Plate	Name Team	Nat EMBA	Stage 1 Stage 6	Pos	Stage 2 Stage 7	Pos	Stage 3 Stage 8	Pos	Stage 4 Stage 9	Pos	Stage 5 Pos	Pos	Penalties	Time	Gap
MEN																
85	85	POLETTI Stefano Fast Bike FBF Team	 ITA.POLS.1992	0:06:37.00 0:07:29.71	111 97	0:06:53.46 0:03:29.56	109 105	0:03:47.41 0:06:14.22	88 67	0:07:48.08 0:06:31.01	117 82	0:06:13.28	68		0:55:03.73	+0:07:22.07
86	158	MARFURT Silvan SUI.MARS.1988	 SUI.MARS.1988	0:06:27.26 0:07:19.74	95 79	0:06:42.43 0:03:27.27	93 100	0:03:54.31 0:06:26.74	108 82	0:07:44.39 0:06:33.48	109 85	0:06:29.08	89		0:55:04.70	+0:07:23.04
87	52	GRANT Kelan IRL.GRAK.1993	 IRL.GRAK.1993	0:06:45.73 0:07:05.67	120 61	0:06:13.92 0:04:03.02	38 150	0:03:34.46 0:06:29.51	55 88	0:07:07.98 0:06:19.64	42 70	0:07:41.47	152		0:55:21.40	+0:07:39.74
88	302	LACASTE Cedric 0:07:32.84	 0:03:15.49	0:06:19.83 0:07:32.84	86 102	0:06:43.80 0:03:15.49	95 66	0:03:39.28 0:06:25.83	67 80	0:07:40.61 0:07:20.68	105 126	0:06:24.09	80		0:55:22.45	+0:07:40.79
89	64	LEWIS Joshua GBR.LEWJ.1993	 GBR.LEWJ.1993	0:06:09.11 0:07:33.90	68 105	0:06:36.32 0:03:23.60	82 90	0:03:47.70 0:06:27.55	89 85	0:08:11.97 0:06:26.27	139 78	0:06:58.53	126		0:55:34.95	+0:07:53.29
90	69	CRIGHTON-POLI Vinicio GBR.CRIV.1996	 GBR.CRIV.1996	0:06:17.63 0:07:36.78	82 107	0:06:58.78 0:03:18.83	116 73	0:03:45.47 0:06:30.60	81 89	0:07:31.59 0:06:38.70	87 90	0:06:31.08	91	0:00:30.00	0:55:39.46	+0:07:57.80
91	319	CHAMPION Quentin 0:07:27.87	 0:03:13.76	0:06:40.13 0:07:27.87	114 94	0:06:48.64 0:03:13.76	101 60	0:03:50.68 0:06:37.32	99 100	0:07:36.07 0:06:49.08	100 100	0:06:46.04	109		0:55:49.59	+0:08:07.93
92	303	LACASTE Loic 0:07:31.89	 0:03:21.53	0:06:27.97 0:07:31.89	98 99	0:06:29.96 0:03:21.53	73 83	0:03:44.87 0:06:29.42	79 87	0:07:33.25 0:07:40.71	97 133	0:06:37.45	101		0:55:57.05	+0:08:15.39
93	143	BRU Kevin FRA.BRUK.1995	 FRA.BRUK.1995	0:06:46.56 0:07:25.78	123 91	0:07:10.08 0:03:19.14	136 76	0:03:48.73 0:06:29.11	91 86	0:07:45.38 0:06:45.07	112 98	0:06:28.12	87		0:55:57.97	+0:08:16.31
94	305	PLANCKART Martin 0:07:39.24	 0:03:25.91	0:06:27.88 0:07:39.24	97 111	0:06:54.02 0:03:25.91	110 94	0:03:46.57 0:06:32.83	84 91	0:07:52.40 0:06:38.35	122 88	0:06:48.52	114		0:56:05.72	+0:08:24.06
95	168	SEPP Alessandro GER.SEPA.1994	 GER.SEPA.1994	0:06:38.77 0:07:27.35	112 93	0:06:40.57 0:03:24.02	88 91	0:04:26.70 0:06:35.54	146 99	0:07:34.53 0:06:42.38	98 93	0:06:35.92	100		0:56:05.78	+0:08:24.12
96	74	VANER Jan CZE.VANJ.1983	 CZE.VANJ.1983	0:06:54.65 0:07:21.99	132 84	0:06:52.29 0:03:27.32	107 102	0:03:45.52 0:06:33.45	83 93	0:07:31.75 0:06:38.68	91 89	0:06:33.88	95	0:00:30.00	0:56:09.53	+0:08:27.87
97	190	POILANE Florent FRA.POIF.1986	 FRA.POIF.1986	0:06:44.29 0:07:37.71	118 108	0:06:57.35 0:03:30.12	113 109	0:03:38.98 0:06:41.78	65 104	0:07:27.30 0:06:42.58	82 94	0:06:49.96	119		0:56:10.07	+0:08:28.41
98	144	CARREZ Cedric FRA.CARC.1978	 FRA.CARC.1978	0:06:34.71 0:07:31.38	108 98	0:06:59.50 0:03:36.40	119 119	0:04:01.98 0:06:33.56	119 94	0:07:46.59 0:06:51.23	114 104	0:06:34.26	97		0:56:29.61	+0:08:47.95
99	308	WEAMES Andy 0:07:41.48	 0:03:20.55	0:06:42.31 0:07:41.48	116 115	0:07:10.47 0:03:20.55	137 79	0:03:53.22 0:06:34.38	105 96	0:07:56.63 0:06:40.49	127 91	0:06:39.91	103		0:56:39.44	+0:08:57.78

RESULTS OVERALL

Pos	Plate	Name Team	Nat EMBA	Stage 1 Stage 6	Pos	Stage 2 Stage 7	Pos	Stage 3 Stage 8	Pos	Stage 4 Stage 9	Pos	Stage 5	Pos	Penalties	Time	Gap
MEN																
100	142	MAES Tom	 BEL.MAET.1994	0:06:43.97 0:07:35.45	117 106	0:06:50.51 0:03:32.04	104 113	0:04:05.93 0:06:41.48	123 103	0:07:57.05 0:06:43.58	128 96	0:06:32.14	93		0:56:42.15	+0:09:00.49
101	121	JONES Ajay	 GBR.JONA.1985	0:06:36.36 0:07:43.42	109 117	0:06:49.72 0:03:20.94	103 81	0:03:56.51 0:06:24.51	110 78	0:07:36.76 0:07:44.00	101 136	0:06:38.20	102		0:56:50.42	+0:09:08.76
102	361	SANTIAGO Javier	 ARG.SANT.1985	0:06:58.77 0:07:29.49	141 96	0:06:58.60 0:03:23.04	115 87	0:03:51.89 0:06:31.17	101 90	0:07:50.33 0:07:08.47	119 117	0:06:47.29	110		0:56:59.05	+0:09:17.39
103	167	ALLEMANN Remy	 SUI.ALLR.1990	0:06:32.01 0:07:51.45	103 124	0:07:01.87 0:03:29.75	122 106	0:03:58.65 0:06:48.96	113 109	0:07:20.68 0:07:09.32	72 118	0:06:49.26	117		0:57:01.95	+0:09:20.29
104	157	KASCHUB Nic Bennett	 GER.KABN.1993	0:06:26.53 0:07:55.27	92 127	0:07:02.43 0:03:21.73	124 84	0:03:52.03 0:06:27.39	102 84	0:07:47.45 0:07:18.50	116 124	0:07:04.91	133		0:57:16.24	+0:09:34.58
105	347	PLANELLA VILA David	 ESP.PLAN.1985	0:06:41.11 0:07:40.67	115 113	0:06:58.92 0:03:26.43	117 97	0:04:11.60 0:06:52.01	129 113	0:07:44.93 0:07:04.59	111 113	0:06:41.83	105		0:57:22.09	+0:09:40.43
106	130	GOODFELLOW Moray	 GBR.GOOM.1993	0:06:55.10 0:07:39.08	136 110	0:06:54.17 0:03:49.80	111 139	0:04:12.26 0:06:50.70	131 111	0:07:41.04 0:06:53.73	106 106	0:06:34.87	98		0:57:30.75	+0:09:49.09
107	313	SEGUY Matthieu	 FRA.SEGU.1985	0:06:36.77 0:07:38.66	110 109	0:06:44.93 0:03:28.23	96 103	0:04:00.57 0:06:47.61	118 106	0:07:32.08 0:07:06.49	92 114	0:07:41.12	151		0:57:36.46	+0:09:54.80
108	342	SAINT-AUBIN Christophe	 FRA.SAUB.1985	0:06:54.64 0:08:02.18	131 132	0:06:57.37 0:03:31.76	114 112	0:04:04.90 0:06:35.00	121 97	0:07:46.40 0:06:51.41	113 105	0:06:54.69	124		0:57:38.35	+0:09:56.69
109	312	BONNET Martin	 FRA.BONN.1985	0:07:01.54 0:07:46.53	143 120	0:07:05.34 0:03:26.40	129 96	0:03:59.04 0:06:47.66	115 107	0:07:51.89 0:06:54.83	121 108	0:06:45.34	108		0:57:38.57	+0:09:56.91
110	145	KURTZ Cyrille	 FRA.KURC.1986	0:06:34.59 0:07:25.67	107 90	0:07:05.09 0:03:15.18	128 64	0:03:39.32 0:07:21.49	68 130	0:07:53.17 0:06:33.35	123 84	0:07:31.52	147	0:00:30.00	0:57:49.38	+0:10:07.72
111	163	SEIFERT Ronny	 GER.SEIR.1984	0:06:44.35 0:07:50.81	119 123	0:07:12.48 0:03:35.35	139 118	0:03:56.27 0:06:56.03	109 116	0:07:59.25 0:06:49.42	129 101	0:06:54.55	123		0:57:58.51	+0:10:16.85
112	107	BOUDES Jonathan	 FRA.BOUJ.1994	0:06:55.39 0:07:55.17	137 126	0:07:19.43 0:03:19.13	145 75	0:04:06.22 0:06:41.10	124 102	0:07:59.44 0:06:54.80	130 107	0:07:02.90	132		0:58:13.58	+0:10:31.92
113	162	MICHAELS Gus	 USA.MICG.1991	0:06:46.87 0:07:40.10	124 112	0:07:27.26 0:03:43.45	150 133	0:04:18.34 0:06:59.90	141 119	0:07:53.34 0:06:50.22	124 102	0:06:35.33	99		0:58:14.81	+0:10:33.15
114	169	MCKENNA Oliver	 GBR.MCKO.1980	0:06:57.39 0:07:42.32	139 116	0:07:09.06 0:03:30.25	135 110	0:04:11.56 0:07:16.95	128 127	0:08:00.34 0:06:50.28	131 103	0:06:41.70	104		0:58:19.85	+0:10:38.19











RESULTS OVERALL

Pos	Plate	Name Team	Nat EMBA	Stage 1 Stage 6	Pos	Stage 2 Stage 7	Pos	Stage 3 Stage 8	Pos	Stage 4 Stage 9	Pos	Stage 5	Pos	Penalties	Time	Gap
MEN																
115	362	MENDEZ PEREZ Jose Antonio		0:07:05.35	145	0:07:10.95	138	0:03:59.94	117	0:07:53.45	125	0:07:01.30	128		0:58:24.58	+0:10:42.92
			ESP.MENJ.1986	0:07:47.25	121	0:03:27.17	99	0:06:47.54	105	0:07:11.63	120					
116	309	KOLEV Ivan		0:06:54.62	130	0:07:04.30	127	0:04:09.44	126	0:07:48.26	118	0:06:49.32	118		0:58:32.98	+0:10:51.32
				0:08:34.53	142	0:03:29.75	106	0:06:32.83	91	0:07:09.93	119					
117	61	KEEBLE SMITH Chris		0:05:59.29	52	0:06:22.54	60	0:03:35.49	58	0:07:05.41	38	0:12:05.35	176		0:58:34.37	+0:10:52.71
			GBR.KEEC.1993	0:07:24.01	86	0:03:17.10	72	0:06:24.99	79	0:06:20.19	71					
118	320	HAVAUX Renaud		0:06:54.74	134	0:06:47.58	100	0:05:18.06	165	0:07:43.65	108	0:06:53.85	121		0:58:37.48	+0:10:55.82
				0:07:50.30	122	0:03:42.80	129	0:06:26.56	81	0:06:59.94	112					
119	332	DESHAYES Tony		0:06:46.07	122	0:06:46.93	98	0:04:30.63	148	0:07:47.27	115	0:07:02.13	130		0:58:52.91	+0:11:11.25
				0:08:32.72	141	0:03:32.34	115	0:06:48.03	108	0:07:06.79	115					
120	318	CARULLA Nicolas		0:07:02.39	144	0:07:05.63	130	0:04:18.12	140	0:08:05.89	135	0:07:01.44	129		0:59:05.11	+0:11:23.45
				0:07:57.99	130	0:03:43.44	132	0:06:53.75	114	0:06:56.46	109					
121	175	JOSSELIN Hugo		0:07:12.22	149	0:07:06.89	133	0:04:19.77	142	0:07:56.25	126	0:06:58.62	127		0:59:08.12	+0:11:26.46
			FRA.JOSH.1996	0:07:40.96	114	0:03:43.29	130	0:07:02.28	121	0:07:07.84	116					
122	176	MOUROT Paul		0:06:55.00	135	0:07:03.87	126	0:04:11.77	130	0:08:48.33	155	0:07:02.71	131		0:59:54.28	+0:12:12.62
			FRA.MOUP.1996	0:07:56.63	129	0:03:43.42	131	0:06:58.52	118	0:07:14.03	122					
123	354	SMITH Dan		0:07:14.74	152	0:07:15.55	142	0:04:17.70	139	0:08:18.12	141	0:07:31.18	146		1:00:52.75	+0:13:11.09
			GBR.SMID.1992	0:08:13.10	135	0:03:32.65	116	0:07:13.58	125	0:07:16.13	123					
124	736	PAGES Damien		0:07:30.74	164	0:07:26.61	149	0:04:25.42	145	0:08:36.54	147	0:06:48.89	115		1:01:36.43	+0:13:54.77
				0:08:01.72	131	0:03:38.86	123	0:07:23.46	131	0:07:44.19	137					
125	108	BONNARD Antonin		0:07:00.98	142	0:07:48.78	166	0:04:09.31	125	0:08:38.18	148	0:06:48.40	113		1:01:58.52	+0:14:16.86
			FRA.BONA.1989	0:08:26.02	140	0:03:42.45	128	0:07:16.44	126	0:08:07.96	147					
126	321	HAVAUX Mathias		0:07:18.33	154	0:07:06.60	132	0:04:17.44	138	0:08:33.62	145	0:07:20.62	140		1:02:07.78	+0:14:26.12
				0:08:20.70	137	0:03:48.89	137	0:07:32.11	136	0:07:49.47	140					
127	183	PIFFNER Alban		0:07:18.37	155	0:07:20.75	146	0:04:13.57	132	0:08:12.03	140	0:07:11.05	138		1:02:09.76	+0:14:28.10
			SUI.PFIA.1989	0:08:22.55	138	0:04:01.72	147	0:07:44.83	141	0:07:44.89	138					
128	350	RIERA ARCARONS Albert		0:07:24.53	159	0:07:15.94	143	0:04:28.04	147	0:08:20.61	142	0:07:24.22	142		1:02:16.66	+0:14:35.00
				0:08:55.19	158	0:03:42.41	126	0:07:11.04	124	0:07:34.68	131					


RESULTS OVERALL

Pos	Plate	Name Team	Nat EMBA	Stage 1 Stage 6	Pos	Stage 2 Stage 7	Pos	Stage 3 Stage 8	Pos	Stage 4 Stage 9	Pos	Stage 5	Pos	Penalties	Time	Gap
MEN																
129	166	BRANTSCH Alexander		0:07:22.79	157	0:07:41.82	162	0:04:59.96	158	0:08:02.18	132	0:06:52.63	120		1:02:22.01	+0:14:40.35
			GER.BRAA.1991	0:08:24.51	139	0:04:11.71	153	0:07:00.58	120	0:07:45.83	139					
130	177	CHARLES Pierrick		0:07:10.18	147	0:07:06.37	131	0:04:44.22	154	0:08:29.94	143	0:07:07.55	135		1:02:37.29	+0:14:55.63
			FRA.CHAP.1990	0:08:14.90	136	0:04:13.21	155	0:07:48.70	144	0:07:42.22	134					
131	333	LEROY Clément		0:06:57.77	140	0:07:09.01	134	0:04:17.18	135	0:08:40.04	149	0:07:24.50	143		1:02:42.12	+0:15:00.46
				0:08:55.07	157	0:03:48.25	136	0:07:58.93	149	0:07:31.37	130					
132	150	CAZABAN Hugo		0:07:14.21	151	0:11:42.73	189	0:04:05.65	122	0:07:43.57	107	0:07:12.81	139		1:02:44.49	+0:15:02.83
			FRA.CAZH.1996	0:07:32.40	101	0:03:37.64	122	0:06:51.04	112	0:06:44.44	97					
133	346	EGUIGUREN Martin		0:07:44.07	171	0:07:32.65	154	0:04:34.07	149	0:09:05.45	162	0:07:21.22	141		1:02:45.29	+0:15:03.63
				0:08:10.32	134	0:03:39.33	125	0:07:18.75	128	0:07:19.43	125					
134	155	DICKENS James		0:06:39.29	113	0:07:12.52	140	0:04:14.58	133	0:08:09.09	138	0:06:47.56	111		1:03:13.39	+0:15:31.73
			GBR.DICJ.1995	0:07:54.53	125	0:06:47.91	163	0:08:03.48	153	0:07:24.43	128					
135	181	LETÁK Petr		0:07:11.09	148	0:07:25.48	148	0:04:23.58	144	0:08:51.65	157	0:07:27.70	145		1:03:25.52	+0:15:43.86
			CZE.LETP.1993	0:09:33.63	164	0:04:02.79	149	0:07:03.93	122	0:07:25.67	129					
136	357	VASQUEZ Arnaud		0:07:07.81	146	0:07:32.35	153	0:04:02.50	120	0:08:03.85	134	0:11:13.65	174		1:03:30.99	+0:15:49.33
				0:07:55.50	128	0:03:39.16	124	0:06:57.62	117	0:06:58.55	111					
137	159	BERNASCONI Fabio		0:07:28.88	162	0:07:56.40	169	0:04:36.59	150	0:08:49.60	156	0:07:25.91	144		1:03:33.83	+0:15:52.17
			SUI.BERF.1995	0:08:39.33	143	0:03:54.76	141	0:07:20.22	129	0:07:22.14	127					
138	345	BERNE Olivier		0:07:29.70	163	0:07:50.38	167	0:04:54.35	156	0:08:35.23	146	0:07:33.75	149		1:04:14.04	+0:16:32.38
				0:08:40.03	145	0:03:58.62	145	0:07:28.36	132	0:07:43.62	135					
139	335	HOFFER Adrien		0:07:22.74	156	0:07:39.29	159	0:04:51.77	155	0:08:40.55	150	0:08:00.27	160		1:04:58.08	+0:17:16.42
				0:08:48.99	150	0:03:55.28	143	0:07:33.59	138	0:08:05.60	146					
140	349	ARCARONS Gerard		0:07:35.01	167	0:07:43.74	163	0:04:41.90	151	0:09:12.98	164	0:08:08.22	162		1:05:38.35	+0:17:56.69
				0:08:39.87	144	0:03:54.97	142	0:07:30.42	135	0:08:11.24	149					
141	314	SAINT DIZIER Victor		0:07:23.65	158	0:07:38.81	157	0:05:01.14	159	0:08:41.26	151	0:07:32.88	148		1:05:59.91	+0:18:18.25
				0:08:40.76	146	0:04:08.89	152	0:07:48.64	143	0:09:03.88	157					
142	315	BOYER Dorian		0:08:20.16	183	0:08:03.44	174	0:05:25.57	168	0:08:46.53	154	0:07:36.98	150		1:06:02.07	+0:18:20.41
				0:08:51.78	154	0:03:50.83	140	0:07:28.81	133	0:07:37.97	132					
143	328	BATUT David		0:07:41.10	169	0:07:36.80	156	0:05:46.44	174	0:08:46.49	153	0:07:55.61	158		1:06:03.48	+0:18:21.82
				0:08:50.73	153	0:03:49.12	138	0:07:32.84	137	0:08:04.35	145					

RESULTS OVERALL

Pos	Plate	Name Team	Nat EMBA	Stage 1 Stage 6	Pos	Stage 2 Stage 7	Pos	Stage 3 Stage 8	Pos	Stage 4 Stage 9	Pos	Stage 5 Pos	Pos	Penalties	Time	Gap
MEN																
144	138	HARVEY Loui		0:06:15.88	77	0:06:32.75	78	0:03:50.32	97	0:07:40.25	104	0:17:16.22	177		1:06:06.91	+0:18:25.25
			NZL.HARL.1990	0:07:44.57	118	0:03:26.45	98	0:06:37.38	101	0:06:43.09	95					
145	156	PAPENFORT Jannik		0:07:30.90	165	0:08:08.06	178	0:06:05.11	177	0:09:34.34	173	0:07:07.88	136		1:06:35.34	+0:18:53.68
			GER.PAPJ.1996	0:09:26.13	163	0:03:42.41	126	0:07:48.86	145	0:07:11.65	121					
146	192	STAL SJOBERG Marten		0:07:41.15	170	0:07:34.21	155	0:05:17.08	164	0:09:00.47	160	0:08:05.79	161		1:06:36.38	+0:18:54.72
			SWE.STAM.1982	0:08:50.43	152	0:04:14.91	157	0:07:41.53	139	0:08:10.81	148					
147	323	LEE Jonathan		0:08:15.56	181	0:07:29.66	151	0:06:25.10	179	0:08:44.91	152	0:07:42.19	154		1:06:47.03	+0:19:05.37
				0:08:42.78	147	0:03:47.44	134	0:07:44.93	142	0:07:54.46	141					
148	173	COX Tom		0:07:25.69	161	0:07:40.12	161	0:05:28.30	169	0:09:31.72	171	0:08:08.49	163		1:06:57.80	+0:19:16.14
			GBR.COXT.1982	0:08:45.58	148	0:04:08.59	151	0:07:52.95	148	0:07:56.36	142					
149	337	NORVIK Gustav		0:07:35.23	168	0:08:01.51	172	0:05:06.45	162	0:09:25.61	170	0:08:12.69	165		1:07:11.11	+0:19:29.45
				0:08:54.45	155	0:03:59.61	146	0:07:29.88	134	0:08:25.68	152					
150	351	ALSTEENS Matthieu		0:08:41.87	186	0:08:02.50	173	0:04:44.00	152	0:08:57.30	159	0:07:42.19	154		1:07:22.40	+0:19:40.74
				0:08:49.23	151	0:04:13.62	156	0:07:50.24	147	0:08:21.45	151					
151	322	BURGESS Sam		0:07:57.74	177	0:08:28.13	181	0:05:39.62	172	0:09:14.37	166	0:07:53.12	156		1:08:51.24	+0:21:09.58
				0:09:10.69	161	0:04:18.38	159	0:08:07.91	155	0:08:01.28	144					
152	338	SMILOV George		0:08:16.29	182	0:08:03.70	176	0:05:05.08	161	0:09:03.22	161	0:08:24.24	167		1:10:06.96	+0:22:25.30
				0:10:01.61	166	0:04:13.07	154	0:08:10.74	156	0:08:49.01	156					
153	180	MEIER Benjamin		0:09:53.62	192	0:07:59.95	171	0:05:45.99	173	0:09:13.29	165	0:08:11.31	164		1:10:08.35	+0:22:26.69
			AUT.MEIB.1987	0:09:08.89	160	0:03:57.35	144	0:07:59.76	151	0:07:58.19	143					
154	339	VERBOVEN Leroy		0:07:50.42	172	0:08:14.90	179	0:05:32.41	170	0:09:06.98	163	0:08:35.85	169		1:10:13.70	+0:22:32.04
				0:09:52.54	165	0:04:02.62	148	0:08:13.18	157	0:08:44.80	155					
155	325	FRITZ Arthur		0:07:53.78	175	0:07:54.24	168	0:06:57.64	183	0:09:19.95	168	0:08:19.39	166		1:10:42.81	+0:23:01.15
				0:08:54.50	156	0:05:10.25	161	0:07:41.86	140	0:08:31.20	153					
156	188	SCHRODER Marc		0:08:07.65	178	0:08:56.59	183	0:05:35.72	171	0:09:34.13	172	0:07:59.86	159		1:11:56.60	+0:24:14.94
			GER.SCHM.1990	0:09:18.89	162	0:05:24.51	162	0:08:24.84	158	0:08:34.41	154					
157	326	DOUSSOT François		0:08:24.29	184	0:10:28.08	188	0:06:25.23	180	0:09:24.17	169	0:07:55.01	157		1:12:39.99	+0:24:58.33
				0:09:00.25	159	0:04:51.04	160	0:07:58.94	150	0:08:12.98	150					
158	356	DE LA COUR Emeric		0:08:48.76	187	0:09:01.82	184	0:06:10.56	178	0:10:59.39	178	0:09:12.79	170		1:17:23.06	+0:29:41.40
				0:10:03.63	167	0:04:16.57	158	0:09:41.70	160	0:09:07.84	158					

RESULTS OVERALL

Pos	Plate	Name Team	Nat EMBA	Stage 1 Stage 6	Pos	Stage 2 Stage 7	Pos	Stage 3 Stage 8	Pos	Stage 4 Stage 9	Pos	Stage 5	Pos	Penalties	Time	Gap
MEN																
DNF	126	BERRYMAN Dru		0:06:15.06	76	0:06:49.30	102	0:03:49.97	95	0:07:14.32	58	0:06:19.64	77			
			AUS.BERD.1996	0:07:25.38	89	0:03:29.39	104	0:07:07.42	123							
DNF	79	MURIGNEUX Xavier		0:05:56.57	46	0:06:34.24	79	0:03:37.65	62	0:07:16.14	64	0:06:07.59	58	0:05:00.00		
			FRA.MURX.1993	0:07:15.44	73	0:03:12.67	57	0:07:49.41	146							
DNF	58	FORBES Ben		0:06:57.35	138	0:06:32.61	77	0:04:16.69	134	0:07:33.07	95	0:06:08.01	60			
			AUS.FORB.1994	0:07:16.81	77	0:03:36.77	121	1:05:44.27	161							
DNF	63	PADDON Jake		0:06:33.43	105	0:06:41.89	92	0:03:51.22	100	0:07:44.65	110	0:06:27.54	86			
			NZL.PADJ.1995	0:07:18.03	78	0:03:16.51	70									
DNF	149	ESCUDIER Thomas		0:06:33.68	106	0:06:36.75	83	0:03:49.48	93	0:07:32.79	94	0:06:33.25	94			
			FRA.ESCT.1991	0:07:15.52	74	0:03:47.48	135									
DNF	133	MALY Petr		0:06:46.02	121	0:06:39.37	86	0:05:24.19	166	0:11:55.79	179	0:06:42.55	106			
			CZE.MALP.1995	0:07:32.15	100	0:07:04.06	164									
DNF	174	SICARD Alexandre		0:06:30.14	100	0:06:41.40	91	0:03:48.51	90	0:07:38.82	103	0:06:31.34	92			
			FRA.SICA.1985	0:07:28.84	95											
DNF	310	MOSLE Niklaus		0:25:47.79	197	0:07:03.54	125	0:04:17.43	137	0:07:51.32	120	0:07:06.68	134			
				0:08:05.92	133											
DNF	185	MATZKE Kyle		0:07:32.49	166	0:07:39.02	158	0:05:03.86	160	0:08:53.47	158	0:07:41.54	153			
			USA.MATK.1981	0:08:45.69	149											
DNF	352	OFFREDI Yannick		0:09:16.43	191	0:09:56.84	187	0:06:01.91	176	0:10:43.39	177	0:09:44.64	173			
				0:10:58.19	168											
DNF	344	GAUTIER Joris		0:07:25.11	160	0:07:31.36	152	0:04:17.33	136	0:08:30.32	144	0:11:47.29	175			
				0:27:51.36	169											
DNF	117	WALLACE Scott		0:07:13.70	150	0:07:23.96	147	0:04:44.14	153	0:08:02.71	133	0:06:42.85	107			
			IRL.WALS.1996	0:29:54.58	170											
DNF	48	VEZINA McKay Giant Factory Off-Road Team		0:06:23.66	88	0:06:59.04	118	0:03:32.52	52	0:07:05.90	39	0:06:06.73	56			
			CAN.VEZM.1995													
DNF	31	WRIGHT Keegan		0:05:40.72	14	0:06:01.28	12	0:03:26.61	38	0:10:13.03	175	0:06:30.87	90			
			NZL.WRIK.1996													
DNF	160	BLACK Johnny		0:06:49.32	125	0:06:52.53	108	0:04:56.66	157	0:08:06.56	136	0:06:48.37	112			
			GBR.BLAJ.1989													

RESULTS OVERALL

Pos	Plate	Name Team	Nat EMBA	Stage 1 Stage 6	Pos	Stage 2 Stage 7	Pos	Stage 3 Stage 8	Pos	Stage 4 Stage 9	Pos	Stage 5 Pos	Pos	Penalties	Time	Gap
MEN																
DNF	170	PARKIN Ewan	 GBR.PARE.1986	0:06:51.65	127	0:07:18.81	144	0:04:09.48	127	0:08:08.22	137	0:06:56.42	125			
DNF	334	MANOUX Alex		0:07:50.92	173	0:07:40.00	160	0:06:25.31	181	0:09:18.89	167	0:08:31.00	168			
DNF	343	BUET Tom		0:08:25.97	185	0:08:22.51	180	0:06:01.14	175	0:10:21.22	176	0:09:31.00	171			
DNF	54	TRABAC Elliot Scott SR Suntour Enduro	 FRA.TRAE.1996	0:05:51.26	35	0:06:07.63	28	0:03:50.27	96	0:07:16.71	65	0:09:31.24	172			
DNF	46	MENJOU Irene	 FRA.MENI.1995	0:05:46.52	25	0:09:05.74	185	0:03:30.25	48	0:07:03.19	36					
DNF	355	PRETTY James		0:07:52.05	174	0:08:05.71	177	0:05:24.34	167	0:09:48.29	174					
DNF	16	BARELLI Yoann Commençal Vallnord Enduro	 FRA.BARY.1985	0:05:58.87	50	0:06:19.82	53	0:03:21.05	25							
DNF	161	HELMUTH Ryan	 USA.HELRL.1983	0:07:15.76	153	0:07:13.80	141	0:04:19.97	143							
DNF	304	CAZAUBON Clément		0:06:54.12	128	0:07:00.40	121	0:05:11.09	163							
DNF	129	RODDA Sam	 GBR.RODS.1993	0:08:50.72	189	0:08:35.87	182	0:06:29.08	182							
DNF	336	ROBSON Joe		0:10:07.69	193	0:07:47.44	165	0:07:49.20	184							
DNF	51	WILLIAMS Robert	 GBR.WILRL.1990	0:06:51.37	126	0:06:20.29	55									
DNF	341	BREYSSE William		0:06:32.16	104	0:06:45.18	97									
DNF	182	TACK Tobias	 GER.TACT.1986	0:08:08.75	179	0:07:57.38	170									
DNF	329	SEGURA Mathieu		0:07:56.87	176	0:08:03.54	175									














RESULTS OVERALL

Pos	Plate	Name Team	Nat EMBA	Stage 1 Stage 6	Pos	Stage 2 Stage 7	Pos	Stage 3 Stage 8	Pos	Stage 4 Stage 9	Pos	Stage 5 Pos	Pos	Penalties	Time	Gap
DNF	327	MESTRES Alexandre		0:09:10.32	190	0:09:29.66	186									
DNF	307	DUCLOS Yannick		0:06:28.85	99											
DNF	22	GRAVES Jared Specialized Racing	 AUS.GRAJ.1982	0:06:54.54	129											
DNF	4	MAES Martin GT Factory Racing	 BEL.MAEM.1997	0:06:54.69	133											
DNF	172	BEAVEN Daniel	 GBR.BEAD.1988	0:08:10.97	180											
DNF	324	MOREL DU BOIL Christopher	 GBR.MILJ.1988	0:08:50.67	188											
DNF	317	SARAZIN Thibaut		0:11:23.04	194											
DNF	186	MILNER James	 GBR.MILJ.1988	0:13:28.56	195											
DNF	340	CARPENTIER Thomas		0:14:10.40	196											
DNF	90	VON WURSTEMBERGER Alois Norco Enduro Racing	 SUI.VONA.1987													
DNF	125	CONNELL Gavin O	 IRL.OCOG.1992													
DNF	193	CHAUFFOURD Matthias	 FRA.CHAM.1979													
DNF	187	GAUNTLETT Nick	 GBR.GAUN.1983													

RESULTS OVERALL

Pos	Plate	Name Team	Nat EMBA	Stage 1 Stage 6	Pos	Stage 2 Stage 7	Pos	Stage 3 Stage 8	Pos	Stage 4 Stage 9	Pos	Stage 5	Pos	Penalties	Time	Gap
MEN Master 40+																
1	701	AMOUR Karim BH-Miranda Racing Team	 FRA.AMOK.1975	0:06:10.40 0:07:13.37	1	0:06:23.22 0:03:10.01	1	0:03:36.27 0:06:14.64	1	0:07:14.11 0:06:28.30	1	0:06:19.07	1		0:52:49.39	
2	704	CIZINSKY Milan	 CZE.CIZM.1974	0:06:31.09 0:07:26.87	3	0:06:49.08 0:03:11.75	4	0:03:53.84 0:06:23.85	3	0:07:41.24 0:06:37.36	6	0:06:36.50	4		0:55:11.58	+0:02:22.19
3	703	BRODERICK Michael	 USA.BROM.1973	0:06:33.02 0:07:24.82	5	0:06:45.44 0:03:27.25	2	0:04:18.23 0:06:19.15	9	0:07:25.09 0:06:47.47	2	0:06:30.35	3		0:55:30.82	+0:02:41.43
4	358	LE POTTIER Frederic	 FRA	0:06:32.61 0:07:41.98	4	0:07:04.08 0:03:35.83	8	0:04:02.68 0:06:32.73	5	0:07:47.97 0:07:02.99	7	0:06:45.94	7		0:57:06.81	+0:04:17.42
5	714	BISHOP Dan Forest of Dean Gravity Team	 GBR.BISD.1970	0:06:47.79 0:07:45.88	7	0:06:52.02 0:03:25.03	6	0:04:01.73 0:06:52.34	4	0:07:48.34 0:06:49.77	8	0:06:51.41	8		0:57:14.31	+0:04:24.92
6	707	GREENWOOD Dan	 GBR.GRED.1975	0:06:41.02 0:07:48.15	6	0:07:00.73 0:03:33.55	7	0:04:16.49 0:06:37.57	8	0:07:34.62 0:07:00.58	3	0:06:45.83	6		0:57:18.54	+0:04:29.15
7	729	CHAPLAIN Christophe	 FRA	0:07:14.43 0:08:02.65	12	0:06:48.36 0:03:36.78	3	0:04:28.56 0:06:45.86	11	0:07:40.79 0:07:10.27	5	0:06:44.93	5		0:58:32.63	+0:05:43.24
8	710	SCOTT Darren	 GBR.SCOD.1971	0:07:28.70 0:07:45.44	13	0:07:22.25 0:03:28.60	13	0:04:09.14 0:06:46.52	6	0:08:03.95 0:06:58.26	10	0:07:18.86	13		0:59:21.72	+0:06:32.33
9	709	KROEGER Shane	 CAN.KROS.1976	0:07:07.76 0:07:53.91	10	0:07:18.15 0:03:49.82	12	0:04:11.51 0:07:03.56	7	0:07:52.89 0:07:14.05	9	0:07:03.24	9		0:59:34.89	+0:06:45.50
10	713	O'BRIEN Glyn	 IRL.OBRG.1977	0:06:54.43 0:07:51.99	8	0:07:05.86 0:03:35.22	9	0:04:37.03 0:07:03.50	13	0:08:22.64 0:07:14.22	12	0:07:17.22	12		1:00:02.11	+0:07:12.72
11	718	SCHJERVE Johan	 NOR.SCHJ.1971	0:07:09.78 0:07:48.41	11	0:07:14.27 0:04:05.94	10	0:04:35.63 0:07:10.86	12	0:08:06.21 0:07:44.74	11	0:07:41.05	17		1:01:36.89	+0:08:47.50
12	730	STRICKER Wilhelm	 ITA.STRW.1967	0:07:36.41 0:08:12.61	17	0:07:15.41 0:03:48.68	11	0:04:57.45 0:07:33.42	19	0:08:40.99 0:07:24.74	16	0:07:10.46	11		1:02:40.17	+0:09:50.78
13	706	SUDUPE Mikel	 ESP.SUDM.1973	0:07:02.15 0:08:20.02	9	0:07:47.23 0:03:55.13	18	0:04:45.48 0:07:23.78	15	0:08:28.73 0:07:41.50	15	0:07:21.01	14		1:02:45.03	+0:09:55.64
14	738	BLANC Gérard	 FRA	0:07:29.81 0:08:23.80	14	0:07:35.50 0:03:46.30	16	0:04:50.44 0:07:56.69	16	0:08:28.58 0:07:34.12	14	0:07:08.31	10		1:03:13.55	+0:10:24.16
15	728	GRIME Vincent	 FRA	0:07:34.95 0:08:25.74	16	0:07:44.29 0:04:11.42	17	0:04:54.29 0:07:49.36	17	0:09:03.48 0:07:39.78	17	0:07:35.44	15		1:04:58.75	+0:12:09.36

RESULTS OVERALL

Pos	Plate	Name Team	Nat EMBA	Stage 1 Stage 6	Pos	Stage 2 Stage 7	Pos	Stage 3 Stage 8	Pos	Stage 4 Stage 9	Pos	Stage 5 Pos	Pos	Penalties	Time	Gap
MEN Master 40+																
16	360	FERNANDEZ Carlos		0:07:53.15	20	0:08:05.57	20	0:04:55.15	18	0:09:11.86	18	0:07:43.26	19		1:06:25.70	+0:13:36.31
			ESP.FERC.1973	0:08:49.97	19	0:03:48.32	11	0:08:03.41	20	0:07:55.01	16					
17	717	VERDELET Bertrand		0:09:02.50	30	0:08:23.41	28	0:04:43.42	14	0:09:17.64	22	0:07:35.90	16		1:07:25.78	+0:14:36.39
			FRA.VERB.1974	0:08:38.52	17	0:04:08.67	19	0:07:31.79	13	0:08:03.93	18					
18	734	SOUSA Paulo		0:08:23.96	25	0:08:19.01	25	0:05:12.77	20	0:09:15.02	19	0:08:07.57	23		1:08:21.48	+0:15:32.09
				0:08:49.87	18	0:04:08.23	18	0:07:54.05	17	0:08:11.00	19					
19	739	MARTINEZ Frederic		0:07:48.47	19	0:08:06.89	21	0:05:31.10	22	0:09:15.64	21	0:07:53.32	20		1:09:08.37	+0:16:18.98
				0:09:27.56	25	0:04:29.38	25	0:07:56.35	18	0:08:39.66	21					
20	727	ZINS Gregory		0:07:43.08	18	0:07:34.84	15	0:06:03.22	25	0:10:36.98	29	0:07:42.67	18		1:09:35.10	+0:16:45.71
				0:09:51.85	28	0:04:08.84	20	0:07:52.30	16	0:08:01.32	17					
21	359	NAJLES Mariano		0:08:23.79	24	0:08:10.49	23	0:05:25.54	21	0:10:19.87	27	0:08:23.70	26		1:10:36.72	+0:17:47.33
				0:09:14.18	22	0:03:53.56	14	0:08:10.86	23	0:08:34.73	20					
22	725	ETIENNE David		0:08:04.55	22	0:08:07.65	22	0:05:45.90	24	0:09:37.72	24	0:08:17.36	25		1:10:51.60	+0:18:02.21
			FRA.ETID.1973	0:09:05.18	20	0:04:09.06	21	0:08:24.56	24	0:09:19.62	25					
23	720	JAGGY Raphael		0:08:18.33	23	0:08:00.23	19	0:06:25.54	28	0:09:55.88	25	0:08:00.16	21		1:11:36.63	+0:18:47.24
			SUI.JAGR.1971	0:09:37.75	27	0:04:27.82	24	0:08:10.05	22	0:08:40.87	22					
24	741	DODSON Mark		0:08:39.41	27	0:08:54.92	33	0:05:37.74	23	0:09:34.29	23	0:08:04.44	22		1:12:22.57	+0:19:33.18
				0:09:22.30	23	0:04:45.99	27	0:08:35.41	25	0:08:48.07	24					
25	715	ZORTEA Carlo		0:09:19.76	31	0:08:22.72	27	0:06:14.25	27	0:10:32.09	28	0:08:58.93	28		1:13:56.05	+0:21:06.66
		Team CMC Cycling Experience	ITA.ZORC.1965	0:09:32.42	26	0:04:02.79	16	0:08:08.59	21	0:08:44.50	23					
26	722	JAMES Simon		0:08:43.98	29	0:08:47.90	31	0:07:02.83	29	0:10:09.39	26	0:08:58.41	27		1:17:04.96	+0:24:15.57
			GBR.JAMS.1970	0:09:55.59	29	0:04:32.56	26	0:09:18.24	28	0:09:36.06	26					
27	723	MCNAB Chris		0:09:27.21	32	0:08:29.09	29	0:07:44.76	31	0:09:15.23	20	0:09:07.52	29		1:17:39.06	+0:24:49.67
			AUS.MCNC.1972	0:09:22.52	24	0:05:29.76	28	0:08:37.43	26	0:10:05.54	27					
DNF	735	BOUGEARD Jacky		0:09:41.45	34	0:08:52.82	32	0:06:13.95	26	0:10:59.51	30	0:08:10.86	24			
			FRA.BOUJ.1966	0:09:06.04	21	0:04:17.12	23	0:09:01.90	27							
DNF	732	SERRAO Paulo		0:10:30.36	35	0:09:43.89	34	0:08:41.17	33	0:12:34.11	31	0:10:25.16	30			
				0:11:22.04	30	0:05:45.11	29	0:09:43.01	29							

RESULTS OVERALL

Pos	Plate	Name Team	Nat EMBA	Stage 1 Stage 6	Pos	Stage 2 Stage 7	Pos	Stage 3 Stage 8	Pos	Stage 4 Stage 9	Pos	Stage 5 Pos	Pos	Penalties	Time	Gap
MEN Master 40+																
DNF	702	PAGE Nigel Chain Reaction Cycles Mavic	 GBR.PAGN.1972	0:06:27.72 0:07:19.67	2	0:06:50.56 2	5	0:03:47.78	2	0:07:35.43	4	0:06:30.08	2			
DNF	711	SADLER Andy GBR.SADA.1972	 GBR.SADA.1972	0:07:34.38	15	0:07:31.40	14	0:04:21.89	10	0:08:26.03	13	0:12:25.31	31			
DNF	731	SAA MUNOZ Xesco 		0:08:42.78	28	0:08:37.67	30	0:07:23.72	30							
DNF	737	ROUQUETTE Jose 		0:09:28.93	33	0:08:11.68	24	0:08:16.37	32							
DNF	719	PIRES Armando BRA.PIRA.1974	 BRA.PIRA.1974	0:08:01.37	21	0:08:20.18	26									
DNF	742	MC DONALD Stephen 		0:08:27.42	26											
MEN Under 21																
1	615	TRABAC Theotim FRA.TRAT.1998	 FRA.TRAT.1998	0:05:53.83 0:06:58.74	3	0:06:14.53 <u>0:02:55.14</u>	3	<u>0:03:14.71</u> 0:05:51.92	1	0:07:01.80 <u>0:05:50.82</u>	2	0:06:13.46 <u>1</u>	2		0:50:14.95	
2	605	BURNS Pedro CHI.BURP.1997	 CHI.BURP.1997	0:05:54.70 <u>0:06:47.31</u>	4	0:06:17.14 <u>1</u>	5	0:03:21.61 <u>0:05:48.31</u>	3	0:07:04.16 <u>1</u>	5	<u>0:06:08.79</u> 0:05:56.25	1		0:50:18.96	+0:00:04.01
3	604	BLAHA Vojtech CZE.BLAV.1999	 CZE.BLAV.1999	0:06:02.85 0:07:03.64	5	0:06:14.00 0:03:07.42	2	0:03:49.98 0:05:50.06	22	0:07:02.50 0:06:04.41	3	0:06:17.82 3	7		0:51:32.68	+0:01:17.73
4	609	MADEREGGER Kevin AUT.MADK.1997	 AUT.MADK.1997	<u>0:05:52.94</u> 0:06:58.12	1	0:06:17.15 0:03:03.53	6	0:03:14.98 0:06:37.18	2	<u>0:06:57.31</u> 0:06:28.13	1	0:06:17.06 16	6		0:51:46.40	+0:01:31.45
5	627	CAMBOS Albin FRA.CAMA.1999	 FRA.CAMA.1999	0:06:11.45 0:06:52.01	9	0:06:26.93 0:03:09.98	10	0:03:35.68 0:06:07.68	14	0:07:06.13 0:06:12.62	6	0:06:15.01 4	3		0:51:57.49	+0:01:42.54
6	649	FRESQUET Axel 		0:06:07.79 0:07:06.47	8	0:06:34.55 0:03:07.25	18	0:03:22.54 0:06:00.81	4	0:07:02.75 0:06:17.92	4	0:06:23.43 9	12		0:52:03.51	+0:01:48.56
7	612	RUFFRAY Mathieu FRA.RUFM.1997	 FRA.RUFM.1997	0:06:05.91 0:07:08.47	7	0:06:20.38 0:03:05.99	8	0:03:30.85 0:06:09.19	9	0:07:09.84 0:06:26.25	8	0:06:18.89 13	9		0:52:15.77	+0:02:00.82
8	628	LLEBA Maxime FRA.LLEM.1997	 FRA.LLEM.1997	0:06:04.92 0:07:05.22	6	0:06:27.17 0:03:14.26	12	0:03:30.50 0:06:04.88	8	0:07:11.95 0:06:26.08	9	0:06:15.59 12	4		0:52:20.57	+0:02:05.62










RESULTS OVERALL

Pos	Plate	Name Team	Nat EMBA	Stage 1 Stage 6	Pos	Stage 2 Stage 7	Pos	Stage 3 Stage 8	Pos	Stage 4 Stage 9	Pos	Stage 5 Pos	Pos	Penalties	Time	Gap
MEN Under 21																
9	608	SCHEMME Daniel Cube Action Team	 AUT.SCHD.1997	0:06:20.02 0:07:04.38	15 8	<u>0:06:09.96</u> 0:03:18.98	1 18	0:03:24.12 0:06:19.45	5 13	0:07:07.73 0:06:17.21	7 8	0:06:19.48	10		0:52:21.33	+0:02:06.38
10	648	JEANDEL Louis	 FRA.JEAN.1997	0:06:25.30 0:07:16.14	17 12	0:06:27.15 0:03:11.63	11 9	0:03:32.49 0:06:10.53	11 9	0:07:14.77 0:06:27.74	11 15	0:06:15.98	5		0:53:01.73	+0:02:46.78
11	613	BRULAS Valentin YT Industries	 FRA.BRUV.1998	0:06:14.46 0:07:26.89	10 18	0:06:31.04 0:03:13.13	16 12	0:03:29.93 0:06:11.15	7 10	0:07:12.76 0:06:21.09	10 10	0:06:29.28	14		0:53:09.73	+0:02:54.78
12	601	CALLAGHAN Killian IRL.CALK.1997	 IRL.CALK.1997	0:06:15.44 0:07:03.41	11 5	0:06:27.68 0:03:12.55	13 10	0:03:31.21 0:06:09.78	10 8	0:07:15.16 0:06:14.89	12 5	0:07:00.40	32		0:53:10.52	+0:02:55.57
13	603	SECONDI Nathan FRA.SECN.1999	 FRA.SECN.1999	0:06:29.92 0:07:04.20	21 7	0:06:54.23 0:03:10.85	31 8	0:03:33.32 0:06:15.50	13 11	0:07:28.30 0:06:16.54	16 7	0:06:22.95	11		0:53:35.81	+0:03:20.86
14	614	BRUDER Lucas FRA.BRUL.1997	 FRA.BRUL.1997	0:06:17.10 0:07:18.73	13 14	0:06:23.06 0:03:42.07	9 36	0:03:41.98 0:06:22.41	17 14	0:07:24.00 0:06:16.47	14 6	0:06:33.37	15		0:53:59.19	+0:03:44.24
15	619	RONZON Erwin Team CMC Cycling Experience	 ITA.RONE.1997	0:06:21.71 0:07:20.16	16 16	0:06:47.54 0:03:21.34	24 20	0:03:32.76 0:06:31.32	12 21	0:07:36.65 0:06:25.03	22 11	0:06:42.97	23		0:54:39.48	+0:04:24.53
16	617	WILSON Tom GBR.WILT.2000	 GBR.WILT.2000	0:06:27.20 0:07:32.03	19 21	0:06:52.08 0:03:13.01	27 11	0:03:40.77 0:06:30.27	16 19	0:07:34.79 0:06:26.41	20 14	0:06:37.64	18		0:54:54.20	+0:04:39.25
17	651	SAINT DIZIER Alexis FRA.SAID.1997	 FRA.SAID.1997	0:06:26.71 0:07:25.49	18 17	0:06:44.89 0:03:18.53	23 17	0:03:55.48 0:06:30.75	24 20	0:07:34.18 0:06:43.00	19 20	0:06:18.29	8		0:54:57.32	+0:04:42.37
18	610	HAUER Julian AUT.HAUJ.1997	 AUT.HAUJ.1997	0:06:27.35 0:07:29.06	20 20	0:06:40.94 0:03:16.13	21 14	0:03:39.61 0:06:26.87	15 17	0:07:57.60 0:06:32.77	30 17	0:06:27.96	13		0:54:58.29	+0:04:43.34
19	618	DEVLIN Jack IRL.DEVJ.1999	 IRL.DEVJ.1999	0:06:19.22 0:07:20.06	14 15	0:06:36.98 0:03:29.48	20 26	0:03:55.47 0:06:26.67	23 16	0:07:36.00 0:06:45.73	21 22	0:06:49.39	25		0:55:19.00	+0:05:04.05
20	606	LEYEN Max CAN.LEYM.1997	 CAN.LEYM.1997	0:06:16.08 0:07:16.21	12 13	0:06:17.68 0:03:17.45	7 15	0:04:09.73 0:07:21.24	32 35	0:07:15.24 0:07:00.19	13 28	0:06:41.99	21		0:55:35.81	+0:05:20.86
21	640	REAL Pierre FRA.REAP.1998	 FRA.REAP.1998	0:06:33.71 0:07:39.76	24 24	0:06:53.81 0:03:17.55	30 16	0:03:42.29 0:06:33.31	18 23	0:07:27.19 0:06:56.68	15 26	0:06:41.42	20		0:55:45.72	+0:05:30.77
22	636	BRADLEY Lewis GBR.BRAL.1997	 GBR.BRAL.1997	0:06:40.45 0:07:41.07	31 25	0:06:43.33 0:03:29.53	22 27	0:04:09.53 0:06:25.25	31 15	0:07:52.78 0:06:38.87	27 19	0:06:47.02	24		0:56:27.83	+0:06:12.88


RESULTS OVERALL

Pos	Plate	Name Team	Nat EMBA	Stage 1 Stage 6	Pos	Stage 2 Stage 7	Pos	Stage 3 Stage 8	Pos	Stage 4 Stage 9	Pos	Stage 5 Pos	Pos	Penalties	Time	Gap
MEN Under 21																
23	625	LOMBARDI Matthew		0:06:34.29	26	0:06:28.96	15	0:05:08.17	41	0:07:31.47	18	0:06:42.49	22		0:56:37.51	+0:06:22.56
			RSA.LOMM.1997	0:07:42.93	27	0:03:23.55	22	0:06:28.72	18	0:06:36.93	18					
24	626	HOLE Daniel Hope Factory Racing		0:06:37.23	28	0:07:03.16	34	0:03:49.87	21	0:07:38.79	23	0:06:54.30	28		0:56:51.71	+0:06:36.76
			GBR.HOLD.1999	0:07:51.58	30	0:03:24.64	23	0:06:39.78	25	0:06:52.36	25					
25	632	PESTAK Martin		0:06:35.04	27	0:06:48.23	26	0:04:02.09	27	0:07:51.41	26	0:06:54.66	29		0:57:03.98	+0:06:49.03
			CZE.PESM.2000	0:07:36.67	22	0:03:32.48	29	0:06:45.04	29	0:06:58.36	27					
26	639	SCELLIER Alexandre		0:06:44.70	35	0:07:04.09	36	0:03:44.01	19	0:08:01.97	31	0:06:55.31	30		0:57:24.08	+0:07:09.13
			FRA.SCEA.1999	0:07:50.38	29	0:03:22.49	21	0:06:57.91	30	0:06:43.22	21					
27	602	SELF Daniel		0:06:43.22	34	0:06:28.44	14	0:04:30.12	38	0:07:41.88	25	0:06:35.50	17		0:57:30.60	+0:07:15.65
			NZL.SELD.1998	0:07:41.57	26	0:03:19.39	19	0:06:16.70	12	0:08:13.78	38					
28	652	MOURONVAL Mathias		0:06:44.73	36	0:06:53.75	29	0:04:02.03	26	0:07:53.02	28	0:06:33.94	16		0:57:42.47	+0:07:27.52
				0:07:53.13	31	0:03:48.07	37	0:06:40.41	26	0:07:13.39	30					
29	629	BOSC Enzo		0:08:08.31	46	0:07:10.43	39	0:03:48.67	20	0:07:29.79	17	0:06:53.99	27		0:58:05.79	+0:07:50.84
			FRA.BOSE.2000	0:07:36.89	23	0:03:39.39	33	0:06:31.41	22	0:06:46.91	23					
30	642	WILLIAMSON Ryan		0:06:54.17	38	0:07:10.97	40	0:04:07.51	29	0:07:53.61	29	0:07:17.62	34		0:58:51.56	+0:08:36.61
			GBR.WILR.1998	0:07:55.94	32	0:03:41.04	35	0:06:42.72	28	0:07:07.98	29					
31	622	CONFALONIERI Massimo Fast Bike FBF Team		0:06:42.05	33	0:06:52.24	28	0:04:23.98	36	0:08:17.55	35	0:07:35.74	35		1:00:01.19	+0:09:46.24
			ITA.CONM.1999	0:08:15.90	35	0:03:56.74	38	0:06:41.07	27	0:07:15.92	31					
32	635	DOHERTY Tormod		0:07:53.28	43	0:07:18.56	41	0:04:04.15	28	0:08:05.05	32	0:06:53.70	26		1:00:05.77	+0:09:50.82
			GBR.DOHT.1999	0:07:43.84	28	0:03:33.37	30	0:07:09.92	31	0:07:23.90	33					
33	654	ZACHOR Loi		0:06:58.62	39	0:06:47.77	25	0:04:11.00	33	0:08:09.97	33	0:06:39.43	19		1:00:39.87	+0:10:24.92
				0:08:24.48	36	0:03:31.84	28	0:08:36.53	38	0:07:20.23	32					
34	653	FOGLAR Lukas		0:07:04.05	40	0:08:01.61	44	0:04:25.51	37	0:08:19.84	36	0:07:48.22	36		1:03:28.39	+0:13:13.44
				0:08:43.72	38	0:03:38.82	32	0:07:18.26	34	0:08:08.36	36					
35	646	JAKUBOWSKI Maximilian		0:06:45.55	37	0:07:03.09	33	0:07:20.34	44	0:08:26.12	37	0:07:02.36	33	0:01:00.00	1:04:08.31	+0:13:53.36
				0:08:08.49	33	0:03:36.93	31	0:07:14.97	33	0:07:30.46	34					
36	650	LOMBART Tristan		0:08:00.22	45	0:07:06.59	38	0:04:09.43	30	0:09:17.36	38	0:12:41.67	40		1:08:52.08	+0:18:37.13
				0:08:39.32	37	0:03:39.59	34	0:07:35.30	36	0:07:42.60	35					
37	623	CANADELLI Diego Fast Bike FBF Team		0:07:57.00	44	0:08:26.43	46	0:05:26.66	42	0:09:55.78	40	0:08:29.64	37		1:10:15.59	+0:20:00.64
			ITA.CAND.2000	0:09:38.05	40	0:04:12.15	40	0:07:57.14	37	0:08:12.74	37					

RESULTS OVERALL

Pos	Plate	Name Team	Nat EMBA	Stage 1 Stage 6	Pos	Stage 2 Stage 7	Pos	Stage 3 Stage 8	Pos	Stage 4 Stage 9	Pos	Stage 5 Pos	Pos	Penalties	Time	Gap
MEN Under 21																
38	643	ROBERTON Alex		0:08:31.91	48	0:08:59.16	47	0:05:01.90	40	0:10:01.86	41	0:08:29.73	39		1:16:41.74	+0:26:26.79
			GBR.ROBA.1997	0:09:52.08	41	0:04:33.03	41	0:09:56.75	39	0:11:15.32	39					
39	624	BOOKER Tom		0:06:41.53	32	0:06:58.78	32	0:04:11.01	34	0:08:15.41	34	0:33:45.55	41		1:38:17.14	+0:48:02.19
			NZL.BOOT.1998	0:08:13.54	34	0:03:26.33	25	0:07:10.59	32	0:19:34.40	40					
DNF	630	IENZER Emeric		0:06:37.39	29	0:07:05.57	37	0:04:18.11	35	0:07:39.57	24	0:06:59.69	31			
			FRA.IENE.1999	0:07:28.62	19	0:03:24.99	24			0:06:48.14	24					
DNF	647	ZIRM Philipp		0:08:17.78	47	0:08:11.14	45	0:06:45.70	43	0:09:51.47	39	0:08:29.65	38			
				0:09:10.90	39	0:04:00.42	39									
DNF	611	TORRALBA Gabriel		0:05:53.61	2	0:06:14.82	4	0:03:25.16	6							
			ESP.TORG.1997													
DNF	616	TAYLOR Ian Forest of Dean Gravity Team		0:07:10.22	41	0:06:35.11	19	0:03:56.58	25							
			GBR.TAYI.1998													
DNF	621	INVERNIZZI Simone Fast Bike FBF Team		0:06:30.10	22	0:06:33.72	17	0:04:51.66	39							
			ITA.INVS.1998													
DNF	634	LOFFLER Niklas		0:07:11.46	42	0:07:54.98	43	0:08:06.90	45							
			GER.LOFN.1997													
DNF	637	GROCOTT Cai		0:06:31.21	23	0:07:03.60	35									
			GBR.GROC.1998													
DNF	641	PHELAN Ruairi		0:06:33.90	25	0:07:40.79	42							0:00:30.00		
			GBR.PHER.1997													
DNF	631	BIBOLLET Erwan		0:06:38.03	30											
			FRA.BIBE.2000													
DNF	638	DETHIER Loïc		0:09:50.03	49											
			BEL.DETL.1997													
DNF	645	PARKER Tom												0:00:30.00		







WOMEN

1	1	RAVANEL Cecile Commençat Vallnord Enduro		0:06:36.18	2	<u>0:06:52.82</u>	1	<u>0:03:45.39</u>	1	<u>0:07:46.90</u>	1	<u>0:06:47.04</u>	1		0:56:21.84	
			FRA.RAVC.1981	0:07:52.62	4	<u>0:03:27.18</u>	1	0:06:36.40	2	0:06:37.31	2					

RESULTS OVERALL

Pos	Plate	Name Team	Nat EMBA	Stage 1 Stage 6	Pos	Stage 2 Stage 7	Pos	Stage 3 Stage 8	Pos	Stage 4 Stage 9	Pos	Stage 5 Pos	Pos	Penalties	Time	Gap
WOMEN																
2	2	COURDURIER Isabeau SUNN		0:06:33.09	1	0:06:57.53	2	0:04:02.95	4	0:07:58.37	2	0:07:51.31	19		0:57:56.04	+0:01:34.20
			FRA.COUI.1994	0:07:46.44	1	0:03:27.27	2	0:06:43.15	3	0:06:35.93	1					
3	3	GEHRIG Anita Ibis Cycles Enduro Race		0:06:45.29	3	0:07:11.28	5	0:04:01.63	3	0:08:08.22	3	0:06:59.93	3		0:58:18.45	+0:01:56.61
			SUI.GEHA.1987	0:07:49.91	3	0:03:38.00	5	0:06:59.58	6	0:06:44.61	4					
4	405	LANTHIER NADEAU Andréane Rocky Mountain Urge BP Rally Team		0:07:22.60	13	0:07:05.52	3	0:04:15.97	6	0:08:29.71	10	0:07:01.49	4		0:59:00.20	+0:02:38.36
			CAN.LANA.1993	0:07:49.54	2	0:03:40.73	6	0:06:34.53	1	0:06:40.11	3					
5	5	GEHRIG Carolin Ibis Cycles Enduro Race		0:07:12.06	8	0:07:10.55	4	0:04:17.87	7	0:08:19.97	4	0:06:55.53	2		0:59:58.35	+0:03:36.51
			SUI.GEHC.1987	0:08:26.09	10	0:03:44.22	7	0:07:04.08	7	0:06:47.98	5					
6	6	WINTON Katy Trek Factory Racing		0:06:59.01	5	0:07:15.32	6	0:03:58.21	2	0:08:28.11	9	0:07:06.33	6		1:00:19.42	+0:03:57.58
			GBR.WINK.1993	0:08:04.56	6	0:03:36.83	4	0:06:59.25	4	0:07:51.80	19					
7	4	THOMA Ines Canyon Factory Enduro Team		0:06:58.75	4	0:07:25.81	8	0:04:23.94	10	0:08:45.07	14	0:07:16.98	7		1:00:43.33	+0:04:21.49
			GER.THOI.1989	0:08:10.03	7	0:03:45.54	8	0:06:59.43	5	0:06:57.78	6					
8	7	BARONA Bex		0:07:11.11	7	0:07:16.70	7	0:04:20.96	9	0:08:21.66	5	0:07:01.76	5		1:01:18.77	+0:04:56.93
			GBR.BARB.1993	0:08:34.43	13	0:03:49.28	11	0:07:33.56	14	0:07:09.31	11					
9	403	COOK Becky		0:07:12.21	9	0:07:34.81	9	0:04:30.35	11	0:08:22.94	6	0:07:36.53	13		1:01:19.92	+0:04:58.08
			GBR.COOB.1986	0:08:04.03	5	0:03:47.54	9	0:07:04.73	8	0:07:06.78	8					
10	412	GALLEAN Chloe Lapierre		0:07:14.88	10	0:07:41.28	11	0:04:13.96	5	0:08:34.50	12	0:07:41.56	15		1:02:20.92	+0:05:59.08
			FRA.GALC.1994	0:08:18.10	8	0:03:36.77	3	0:07:41.01	15	0:07:18.86	13					
11	410	DUVERT Julie		0:07:19.14	12	0:07:48.16	14	0:04:57.54	18	0:08:44.21	13	0:07:22.11	8		1:03:11.54	+0:06:49.70
			FRA.DUVJ.1996	0:08:44.40	15	0:03:47.85	10	0:07:21.18	11	0:07:06.95	9					
12	401	KOREM Noga		0:07:01.06	6	0:08:35.58	24	0:05:12.21	21	0:08:27.07	8	0:07:26.66	10		1:03:27.10	+0:07:05.26
			ISR.KORN.1991	0:08:18.27	9	0:04:07.34	18	0:07:14.01	10	0:07:04.90	7					
13	408	SCHNEITTER Nathalie		0:07:34.89	18	0:08:04.32	18	0:04:48.90	16	0:08:48.14	16	0:07:23.23	9		1:03:43.83	+0:07:21.99
			SUI.SCHN.1986	0:08:29.34	11	0:03:58.14	14	0:07:28.66	12	0:07:08.21	10					
14	414	BRUCHLE Veronika		0:07:26.26	15	0:07:56.03	16	0:04:58.72	19	0:08:27.04	7	0:07:44.78	16		1:04:10.46	+0:07:48.62
			GER.BRUV.1995	0:08:32.16	12	0:03:51.16	12	0:08:00.93	20	0:07:13.38	12					
15	415	MARCHAL Alexandra		0:07:35.87	19	0:07:49.55	15	0:04:47.02	15	0:09:05.63	20	0:07:40.11	14		1:04:19.51	+0:07:57.67
			BEL.MARA.1991	0:08:49.64	16	0:03:58.25	15	0:07:11.16	9	0:07:22.28	14					



RESULTS OVERALL

Pos	Plate	Name Team	Nat EMBA	Stage 1 Stage 6	Pos	Stage 2 Stage 7	Pos	Stage 3 Stage 8	Pos	Stage 4 Stage 9	Pos	Stage 5 Pos	Pos	Penalties	Time	Gap
WOMEN																
16	404	BICHARD Meggie Fuji Bikes	 NZL.BICM.1985	0:07:54.09 0:08:37.19	24 14	0:07:59.14 0:03:59.00	17 16	0:04:49.20 0:07:28.76	17 13	0:09:04.57 0:07:28.31	19 15	0:07:34.50	12		1:04:54.76	+0:08:32.92
17	413	MEYER Franziska	 GER.MEYF.1991	0:07:40.22 0:08:49.81	22 17	0:08:05.05 0:04:00.80	20 17	0:04:46.81 0:07:46.88	14 16	0:08:46.78 0:07:39.44	15 16	0:07:47.45	18		1:05:23.24	+0:09:01.40
18	411	JONNIER Morgane	 FRA.JONM.1990	0:07:30.13 0:08:52.67	16 18	0:08:10.48 0:03:53.79	22 13	0:05:19.32 0:08:06.20	22 21	0:09:38.43 0:08:01.13	22 20	0:07:52.44	20		1:07:24.59	+0:11:02.75
19	10	WURTH Antonia	 CHI	0:07:37.41 0:09:06.29	20 20	0:08:52.16 0:04:16.09	26 19	0:05:09.29 0:07:50.41	20 17	0:09:33.85 0:07:50.23	21 18	0:07:46.05	17		1:08:01.78	+0:11:39.94
20	419	NABER Tanja	 GER.NABT.1987	0:07:50.88 0:08:58.39	23 19	0:07:44.72 0:04:36.55	13 21	0:05:44.52 0:07:54.32	24 18	0:09:01.19 0:07:42.31	18 17	0:08:36.08	23		1:08:08.96	+0:11:47.12
21	424	MICHALKOVA Marketa	 CZE	0:08:13.23 0:09:16.51	25 21	0:08:37.87 0:04:24.28	25 20	0:05:38.22 0:07:54.82	23 19	0:09:52.47 0:08:14.09	23 21	0:08:35.59	22		1:10:47.08	+0:14:25.24
22	416	SHARP Katherine Hope Factory Racing	 GBR.SHAK.1994	0:09:28.04 0:10:13.84	28 23	0:08:24.36 0:05:16.86	23 24	0:05:57.50 0:09:07.94	25 22	0:09:58.20 0:08:44.86	24 22	0:09:23.34	24		1:16:34.94	+0:20:13.10
23	426	FAHRNER Céline	 SUI	0:09:00.45 0:09:53.62	27 22	0:09:00.83 0:04:45.42	27 22	0:07:11.68 0:09:43.23	28 23	0:10:31.72 0:08:53.98	25 23	0:09:52.80	25		1:18:53.73	+0:22:31.89
24	425	DESLANDES Lea	 FRA	0:10:23.66 0:11:51.88	32 25	0:10:02.21 0:05:12.01	29 23	0:07:06.34 0:10:35.26	27 24	0:11:09.70 0:10:02.50	27 24	0:11:05.60	26		1:27:29.16	+0:31:07.32
DNF	407	HASSENFRATZ Claire Cube Action Team	 FRA.HASC.1990	0:07:25.70	14	0:08:07.18	21	0:04:40.62	12	0:08:56.33	17	0:08:34.04	21			
DNF	421	MICHEL Daniela	 SUI.MICD.1981	0:09:38.55 0:10:26.95	29 24	0:09:15.96 0:05:18.27	28 25	0:06:38.79	26	0:10:33.56	26	0:12:02.80	27			
DNF	402	MORRISON Raewyn Giant Factory Off-Road Team	 NZL.MORR.1989	0:07:16.21	11	0:07:38.69	10	0:04:42.11	13	0:08:33.04	11	0:07:32.90	11			
DNF	418	BARNES Hannah Specialized Racing	 GBR.BARH.1986	0:09:53.81	30	0:10:18.25	30	0:09:03.22	29	0:12:12.01	28					
DNF	406	RICHTER Raphaela	 GER.RICR.1997	0:07:31.59	17	0:07:43.01	12	0:04:18.19	8							
DNF	409	ROSSIN Laura GB Rifar Mondraker Team	 ITA.ROSL.1991	0:07:37.99	21	0:08:04.70	19									


RESULTS OVERALL

Pos	Plate	Name Team	Nat EMBA	Stage 1 Stage 6	Pos	Stage 2 Stage 7	Pos	Stage 3 Stage 8	Pos	Stage 4 Stage 9	Pos	Stage 5 Pos	Pos	Penalties	Time	Gap
-----	-------	--------------	-------------	--------------------	-----	--------------------	-----	--------------------	-----	--------------------	-----	----------------	-----	-----------	------	-----








WOMEN

DNF	420	ENLUND Jessica	 SWE.ENLJ.1989	0:10:16.23	31	0:10:25.74	31										
DNF	417	MULDOON Michelle	 IRL.MULM.1980	0:08:41.98	26												

WOMEN | Master 40+

1	511	MCCONNELOUG Mary	 USA.MCCM.1971	0:08:33.65 0:09:36.96	1 1	0:08:47.58 0:04:56.06	1 1	0:08:34.52 0:09:01.84	1 1	0:10:16.06 0:09:01.19	1 1	0:08:10.84	1		1:16:58.70	
---	-----	------------------	--	--------------------------	--------	--------------------------	--------	--------------------------	--------	--------------------------	--------	------------	---	--	------------	--

WOMEN | Under 21

1	502	CHARLES Estelle	 FRA.CHAE.1997	0:07:27.59 0:08:35.34	1 2	0:08:14.69 0:03:48.71	3 1	0:04:41.90 0:07:17.74	1 1	0:08:48.63 0:07:08.76	1 1	0:07:11.21	1		1:03:14.57	
2	503	MAUNSELL Leah	 IRL.MAUL.1999	0:07:45.56 0:08:35.84	2 3	0:07:44.52 0:04:16.70	1 3	0:05:08.54 0:07:22.15	3 2	0:08:56.85 0:07:30.13	2 3	0:07:13.93	2		1:04:34.22	+0:01:19.65
3	501	GILL Martha	 GBR.GILM.1997	0:07:53.97 0:08:31.45	3 1	0:07:49.75 0:03:58.71	2 2	0:05:01.02 0:07:40.93	2 3	0:09:19.34 0:07:11.11	4 2	0:07:14.03	3		1:04:40.31	+0:01:25.74
4	505	MELTON Elena	 GBR.MELE.1997	0:08:02.30 0:08:53.66	4 4	0:08:20.57 0:04:30.03	5 4	0:05:08.79 0:07:47.00	4 4	0:09:08.04 0:07:37.78	3 4	0:07:26.93	4		1:06:55.10	+0:03:40.53
5	507	DOBNIG Yana	 AUT.DOBY.1999	0:08:02.62 0:10:12.94	5 5	0:08:16.74 0:05:31.85	4 6	0:05:45.75 0:08:29.75	5 5	0:09:36.81 0:08:09.37	5 5	0:08:13.86	5		1:12:19.69	+0:09:05.12
6	504	LAWTON Abigale	 GBR.LAWA.1998	0:09:20.19 0:11:07.15	7 6	0:09:21.90 0:04:38.62	6 5	0:08:18.88 0:09:29.45	6 6	0:11:44.33 0:08:19.50	6 6	0:14:50.28	6		1:27:10.30	+0:23:55.73
DNF	506	ALLOCCA Fiorile Fast Bike FBF Team	 ITA.ALLF.1999	0:08:04.89	6											

Penalties

Plate	Name	Penalty	Details
34	Kevin MIQUEL	00:00:30	Stage 3, reentering at wrong point on stage
69	Vinicio CRIGHTON-POLI	00:00:30	Practicing on stage 1 when stage 1 was closed
74	Jan VANER	00:00:30	Stage 3, no gloves
79	Xavier MURIGNEUX	00:05:00	Changing a marked piece of equipment with no authorisation
145	Cyrille KURTZ	00:00:30	Stage 8, no gloves
641	Ruairi PHELAN	00:00:30	Practicing on stage 1 when stage 1 was closed
644	James KEEN	00:00:30	Practicing on stage 1 when stage 1 was closed
645	Tom PARKER	00:00:30	Practicing on stage 1 when stage 1 was closed
646	Maximilian JAKUBOWSKI	00:01:00	Liaison 3 to 4, no helmet