

RESULTS OVERALL

Pos	Plate	Name Team	Nat EMBA	Stage 1 Stage 5	Pos Pos	Stage 2 Stage 6	Pos Pos	Stage 3 Stage 7	Pos Pos	Stage 4	Pos	Penalties	Time	Gap
MEN														
1	2	OTON Damien Devinci Global Racing	 FRA.OTOD.1987	<u>0:17:59.77</u> 0:04:49.27	1 7	0:06:44.16 0:05:57.43	4 2	<u>0:05:34.03</u> 0:04:19.29	1 4	0:03:47.22	4		0:49:11.17	
2	4	MAES Martin GT Factory Racing	 BEL.MAEM.1997	0:18:03.76 0:04:46.68	3 4	0:06:38.96 0:06:06.97	2 7	0:05:48.47 <u>0:04:14.75</u>	24 1	<u>0:03:46.03</u>	1		0:49:25.62	+0:00:14.45
3	13	HILL Samuel Chain Reaction Cycles Mavic	 AUS.HILS.1985	0:18:02.47 0:04:50.87	2 11	0:06:42.63 0:06:07.16	3 8	0:05:39.79 0:04:28.03	4 25	0:03:50.61	8		0:49:41.56	+0:00:30.39
4	21	DAILLY Adrien Lapierre	 FRA.DAIA.1996	0:18:12.17 0:04:47.88	4 6	<u>0:06:38.81</u> 0:06:19.94	1 38	0:05:39.63 0:04:32.78	3 50	0:03:50.78	9		0:50:01.99	+0:00:50.82
5	23	LAPEYRIE Thomas SUNN	 FRA.LAPT.1990	0:18:38.91 0:04:47.82	13 5	0:06:44.98 0:06:05.22	5 5	0:05:46.97 0:04:21.40	20 7	0:03:46.22	2		0:50:11.52	+0:01:00.35
6	7	CALLAGHAN Greg Cube Action Team	 IRL.CALG.1991	0:18:33.14 0:04:49.85	8 9	0:06:45.57 0:06:11.02	6 16	0:05:40.52 0:04:24.95	5 14	0:03:48.75	5		0:50:13.80	+0:01:02.63
7	6	NICOLAI Florian Rocky Mountain Urge BP	 FRA.NICF.1993	0:18:41.93 0:04:46.66	14 3	0:06:50.87 0:06:07.54	13 9	0:05:40.67 0:04:23.38	6 12	0:03:46.46	3		0:50:17.51	+0:01:06.34
8	15	GAUVIN Remi Rocky Mountain Urge BP	 CAN.GAUR.1992	0:18:36.17 0:04:53.59	10 17	0:06:49.39 0:06:08.91	10 12	0:05:46.10 0:04:21.49	15 8	0:03:50.33	7		0:50:25.98	+0:01:14.81
9	3	CLEMENTZ Jerome Cannondale	 FRA.CLEJ.1984	0:18:29.42 0:04:51.16	6 12	0:06:53.18 0:06:07.74	15 10	0:05:46.18 0:04:28.71	16 28	0:03:51.71	12		0:50:28.10	+0:01:16.93
10	29	BORGES Jose BH-Miranda Racing Team	 POR.BORJ.1990	0:18:51.85 0:04:51.91	20 14	0:06:49.98 0:06:03.98	12 4	0:05:41.03 0:04:16.75	7 2	0:03:53.51	20		0:50:29.01	+0:01:17.84
11	26	OSBORNE Marco Cannondale	 USA.OSBM.1992	0:18:32.76 0:04:50.62	7 10	0:06:52.87 0:06:13.66	14 19	0:05:46.65 0:04:22.78	18 11	0:03:52.68	16		0:50:32.02	+0:01:20.85
12	63	DENIAUD Youn FRA.DENY.1996	 FRA.DENY.1996	0:18:26.89 0:05:00.07	5 32	0:06:47.18 0:06:14.79	7 24	0:05:48.75 0:04:25.40	25 16	0:03:51.30	11		0:50:34.38	+0:01:23.21
13	76	MILIVINTI Marco GB Rifar Mondraker Team	 ITA.MILM.1985	0:18:53.03 0:04:57.44	21 22	0:06:53.45 0:06:14.68	16 23	0:05:38.60 0:04:21.99	2 9	0:03:52.48	15		0:50:51.67	+0:01:40.50
14	1	RUDE Richard Yeti Fox Shox	 USA.RUDR.1995	0:19:03.33 <u>0:04:43.89</u>	28 1	0:07:12.03 0:06:01.48	56 3	0:05:48.35 0:04:18.52	23 3	0:03:48.80	6		0:50:56.40	+0:01:45.23
15	10	CARLSON Joshua Giant Factory Off-Road Team	 AUS.CARJ.1986	0:18:37.48 0:04:52.98	12 16	0:06:58.72 0:06:16.86	25 28	0:05:42.23 0:04:25.70	8 19	0:04:03.00	54		0:50:56.97	+0:01:45.80
16	5	LAU Nico Cube Action Team	 FRA.LAUN.1989	0:18:34.45 0:04:59.53	9 27	0:07:01.90 0:06:19.62	30 36	0:05:46.09 0:04:26.86	14 24	0:03:58.43	36		0:51:06.88	+0:01:55.71


RESULTS OVERALL

Pos	Plate	Name Team	Nat EMBA	Stage 1 Stage 5	Pos	Stage 2 Stage 6	Pos	Stage 3 Stage 7	Pos	Stage 4	Pos	Penalties	Time	Gap
MEN														
17	19	ABSALON Remy Scott SR Suntour Enduro	 FRA.ABSR.1984	0:19:02.23 0:04:55.50	26 19	0:06:54.24 0:06:14.62	17 22	0:05:43.25 0:04:28.09	11 26	0:03:55.15	26		0:51:13.08	+0:02:01.91
18	17	CURE Alexandre BH-Miranda Racing Team	 FRA.CURA.1993	0:19:11.22 0:04:52.71	38 15	0:06:49.57 0:06:09.67	11 14	0:05:43.01 0:04:34.69	10 58	0:03:53.26	19		0:51:14.13	+0:02:02.96
19	35	MIQUEL Kevin Commençal Vallnord Enduro Team	 FRA.MIQK.1991	0:19:08.55 0:04:49.32	33 8	0:07:03.81 0:06:13.83	39 20	0:05:44.65 0:04:22.49	13 10	0:03:52.35	14		0:51:15.00	+0:02:03.83
20	12	SCOTT Mark Santa Cruz x SRAM	 GBR.SCOM.1993	0:18:44.27 0:04:58.05	15 23	0:06:55.93 0:06:23.18	18 49	0:05:50.13 0:04:32.75	30 48	0:03:56.25	30		0:51:20.56	+0:02:09.39
21	22	BARNES Joe Canyon Factory Enduro Team	 GBR.BARJ.1989	0:18:36.82 0:04:58.38	11 24	0:06:56.23 0:06:19.93	20 37	0:05:54.44 0:04:33.04	51 52	0:04:02.94	53		0:51:21.78	+0:02:10.61
22	34	VEZINA Mckay Giant Factory Off-Road Team	 CAN.VEZM.1995	0:18:50.40 0:04:56.11	19 20	0:07:05.27 0:06:11.31	44 17	0:05:58.61 0:04:28.73	63 29	0:03:53.61	21		0:51:24.04	+0:02:12.87
23	99	GUTHRIE Evan CAN.GUTE.1991	 CAN.GUTE.1991	0:19:04.41 0:05:00.71	29 37	0:07:03.24 0:06:07.80	35 11	0:05:42.75 0:04:26.06	9 22	0:04:03.56	56		0:51:28.53	+0:02:17.36
24	105	VERGIER Loris FRA.VERL.1996	 FRA.VERL.1996	0:18:46.39 0:05:01.32	17 41	0:07:01.17 0:06:20.23	29 40	0:06:00.68 0:04:31.15	73 36	0:03:52.73	18		0:51:33.67	+0:02:22.50
25	14	WALLNER Robin Ibis Cycles Enduro Race Team	 SWE.WALR.1988	0:18:55.79 0:05:21.54	23 105	0:06:47.79 0:06:24.98	9 56	0:05:46.21 0:04:26.66	17 23	0:03:52.07	13		0:51:35.04	+0:02:23.87
26	31	CHAPUIS Maxime SUI.CHAM.1994	 SUI.CHAM.1994	0:18:49.19 0:05:36.90	18 137	0:06:57.28 0:06:06.68	21 6	0:05:46.87 0:04:25.65	19 18	0:03:56.75	32		0:51:39.32	+0:02:28.15
27	38	TORDO Dimitri BH-Miranda Racing Team	 FRA.TORD.1993	0:19:00.14 0:05:02.06	24 44	0:06:56.21 0:06:18.46	19 32	0:05:53.71 0:04:31.74	46 39	0:03:57.57	35		0:51:39.89	+0:02:28.72
28	18	GALY Theo Devinci Global Racing	 FRA.GALT.1990	0:19:21.48 0:04:51.85	50 13	0:06:58.40 0:06:09.60	23 13	0:05:57.76 0:04:28.25	61 27	0:03:52.70	17		0:51:40.04	+0:02:28.87
29	33	MASTERS Wyn GT Factory Racing	 NZL.MASW.1987	0:18:54.59 0:05:01.40	22 42	0:07:03.63 0:06:20.60	38 42	0:05:50.93 0:04:31.25	34 37	0:04:00.69	46		0:51:43.09	+0:02:31.92
30	107	PIERRON Amaury FRA.PIEA.1996	 FRA.PIEA.1996	0:19:10.47 0:05:00.28	37 34	0:07:00.63 0:06:15.25	28 25	0:05:52.50 0:04:25.80	39 21	0:03:58.75	38		0:51:43.68	+0:02:32.51
31	16	BARELLI Yoann Commençal Vallnord Enduro Team	 FRA.BARY.1985	0:19:02.88 0:04:59.29	27 26	0:06:57.55 0:06:30.09	22 67	0:05:53.05 0:04:29.88	41 32	0:03:55.74	28		0:51:48.48	+0:02:37.31
32	8	BAILLY-MAITRE Francois Ibis Cycles Enduro Race Team	 FRA.BAIF.1985	0:19:00.24 0:05:02.93	25 46	0:07:09.41 0:06:14.29	52 21	0:05:54.33 0:04:31.27	48 38	0:04:01.12	47		0:51:53.59	+0:02:42.42


RESULTS OVERALL

Pos	Plate	Name Team	Nat EMBA	Stage 1 Stage 5	Pos	Stage 2 Stage 6	Pos	Stage 3 Stage 7	Pos	Stage 4	Pos	Penalties	Time	Gap
MEN														
33	41	GAILLOT Baptiste		0:19:28.98	53	0:07:03.26	36	0:05:50.50	32	0:03:54.92	24		0:51:57.88	+0:02:46.71
			FRA.GAIB.1991	0:05:00.80	38	0:06:18.24	31	0:04:21.18	6					
34	68	PROKOP Michal		0:19:13.56	42	0:07:06.10	47	0:05:50.31	31	0:03:54.48	23		0:51:59.36	+0:02:48.19
			CZE.PROM.1981	0:05:00.05	31	0:06:29.09	65	0:04:25.77	20					
35	53	CASADEI Nicola Team CMC Cycling Experience		0:19:10.14	35	0:07:13.27	61	0:05:52.28	38	0:03:57.28	33		0:52:00.86	+0:02:49.69
			ITA.CASN.1989	0:05:03.26	47	0:06:11.94	18	0:04:32.69	46					
36	130	CHIANG Sheng Shan		0:19:18.23	47	0:06:58.58	24	0:05:49.72	27	0:04:00.04	43		0:52:02.97	+0:02:51.80
			TPE.CHIS.1994	0:05:01.21	40	0:06:18.72	34	0:04:36.47	67					
37	28	LEOV Justin Canyon Factory Enduro Team		0:19:15.21	44	0:07:09.46	53	0:05:47.95	21	0:03:58.82	40		0:52:06.30	+0:02:55.13
			NZL.LEOJ.1984	0:04:58.77	25	0:06:26.34	58	0:04:29.75	31					
38	54	BAREL Fabien Canyon Factory Enduro Team		0:19:10.17	36	0:07:25.62	84	0:05:53.93	47	0:03:55.11	25		0:52:06.91	+0:02:55.74
			FRA.BARF.1980	0:04:59.57	28	0:06:18.53	33	0:04:23.98	13					
39	20	GEORGES Pierre-Charles		0:19:13.66	43	0:07:02.68	31	0:05:49.37	26	0:04:04.78	64		0:52:08.76	+0:02:57.59
			FRA.GEOP.1986	0:05:05.52	56	0:06:22.28	46	0:04:30.47	35					
40	42	RAVANEL Cedric Commençal Vallnord Enduro Team		0:19:04.72	30	0:07:10.43	55	0:05:53.65	45	0:04:02.86	52		0:52:09.79	+0:02:58.62
			FRA.RAVC.1978	0:05:04.73	51	0:06:18.86	35	0:04:34.54	57					
41	36	GARAY TAMAYO Iago Santa Cruz x SRAM		0:19:31.87	56	0:07:04.63	41	0:05:53.41	42	0:03:56.70	31		0:52:12.74	+0:03:01.57
			ESP.GARI.1991	0:05:00.61	36	0:06:20.06	39	0:04:25.46	17					
42	45	BRYCELAND Josh		0:19:13.25	40	0:07:15.79	65	0:05:53.59	43	0:03:57.53	34		0:52:15.03	+0:03:03.86
			GBR.BRYJ.1990	0:05:01.90	43	0:06:20.50	41	0:04:32.47	44					
43	70	GALLAGHER Kenta Polygon UR		0:19:07.72	32	0:07:03.16	34	0:05:53.60	44	0:04:04.39	59		0:52:17.57	+0:03:06.40
			GBR.GALK.1992	0:05:05.29	55	0:06:28.30	62	0:04:35.11	62					
44	121	VON KLEBELSBERG Johannes		0:19:29.57	54	0:07:00.36	27	0:05:52.15	37	0:03:55.27	27		0:52:20.81	+0:03:09.64
			ITA.VONJ.1995	0:05:08.42	64	0:06:22.31	47	0:04:32.73	47					
45	39	POMBO Emanuel		0:19:05.54	31	0:07:05.55	45	0:05:55.35	52	0:04:01.51	49		0:52:21.93	+0:03:10.76
			POR.POME.1987	0:05:06.99	62	0:06:34.22	79	0:04:32.77	49					
46	109	CABIROU Rudy		0:19:27.74	52	0:07:04.81	42	0:05:59.57	69	0:04:01.18	48		0:52:27.61	+0:03:16.44
			FRA.CABR.1994	0:04:59.84	29	0:06:24.04	52	0:04:30.43	34					
47	122	GAMBIRASIO Vittorio		0:19:11.67	39	0:07:15.36	64	0:05:57.75	60	0:03:59.70	42		0:52:27.83	+0:03:16.66
			ITA.GAMV.1990	0:05:01.12	39	0:06:15.36	26	0:04:46.87	100					
48	84	OPPLIGER Timothee Norco Enduro Racing		0:19:17.94	45	0:07:03.86	40	0:05:52.53	40	0:04:04.71	63		0:52:29.37	+0:03:18.20
			SUI.OPPT.1992	0:05:04.82	52	0:06:28.87	64	0:04:36.64	69					







RESULTS OVERALL

Pos	Plate	Name Team	Nat EMBA	Stage 1 Stage 5	Pos Pos	Stage 2 Stage 6	Pos Pos	Stage 3 Stage 7	Pos Pos	Stage 4 Pos	Pos	Penalties	Time	Gap
MEN														
49	100	CUNNINGHAM Ruaridh		0:19:48.48	78	0:07:05.75	46	0:05:50.81	33	0:03:58.43	36		0:52:38.25	+0:03:27.08
			GBR.CUNR.1989	0:05:00.09	33	0:06:22.26	45	0:04:32.43	43					
50	24	GRAVES Jared Specialized Racing		0:20:35.75	111	0:07:22.54	78	0:05:43.42	12	0:03:54.45	22		0:52:39.83	+0:03:28.66
			AUS.GRAJ.1982	0:04:45.83	2	<u>0:05:57.24</u>	<u>1</u>	0:04:20.60	5					
51	112	OGET Ludovic		0:19:37.42	60	0:07:10.11	54	0:05:51.09	35	0:04:03.75	57		0:52:47.37	+0:03:36.20
			FRA.OGEL.1993	0:05:03.85	48	0:06:28.28	61	0:04:32.87	51					
52	49	JOHNSON Leigh		0:19:31.57	55	0:07:07.92	50	0:05:55.70	54	0:04:00.12	45		0:52:47.98	+0:03:36.81
			GBR.JOHL.1996	0:05:02.28	45	0:06:35.37	84	0:04:35.02	61					
53	77	PESENTI Marcello Team Airoh Ion Santa Cruz		0:19:09.86	34	0:07:17.88	72	0:06:04.34	89	0:04:10.35	89		0:52:48.83	+0:03:37.66
			ITA.PESM.1994	0:05:11.41	72	0:06:21.76	43	0:04:33.23	53					
54	91	BERTA Matteo Team Airoh Ion Santa Cruz		0:19:41.81	65	0:07:08.13	51	0:05:55.55	53	0:04:01.68	50		0:52:50.85	+0:03:39.68
			ITA.BERM.1995	0:05:04.99	54	0:06:24.46	53	0:04:34.23	55					
55	98	DE VOCHT Bart		0:19:38.53	63	0:07:15.01	62	0:05:48.05	22	0:04:06.35	74		0:52:51.00	+0:03:39.83
			BEL.DEVB.1992	0:05:04.15	49	0:06:17.27	29	0:04:41.64	85					
56	101	DALE Sam		0:19:38.09	61	0:07:03.13	33	0:05:58.89	65	0:04:12.84	96		0:52:56.51	+0:03:45.34
			GBR.DALS.1990	0:05:06.88	61	0:06:24.74	54	0:04:31.94	41					
57	32	CLAQUIN Sebastien Rocky Mountain Urge BP		0:19:19.05	49	0:07:03.53	37	0:06:07.80	96	0:03:55.82	29		0:53:00.82	+0:03:49.65
			FRA.CLAS.1996	0:05:09.66	69	0:06:47.73	110	0:04:37.23	71					
58	51	HALL James		0:19:17.97	46	0:07:33.77	101	0:06:02.55	81	0:04:00.07	44		0:53:13.18	+0:04:02.01
			AUS.HALJ.1984	0:05:11.25	71	0:06:27.25	59	0:04:40.32	79					
59	118	PUTZENLECHNER Leonhard		0:19:36.76	59	0:07:07.35	49	0:06:03.64	88	0:04:08.92	87		0:53:14.37	+0:04:03.20
			GER.PUTL.1993	0:05:09.15	67	0:06:28.02	60	0:04:40.53	80					
60	111	GARCIA Tom		0:19:26.56	51	0:07:15.27	63	0:05:57.25	58	0:04:07.13	77		0:53:15.08	+0:04:03.91
			FRA.GART.1990	0:05:16.71	90	0:06:34.18	78	0:04:37.98	75					
61	125	CONNELL Joseph		0:19:43.97	72	0:07:16.29	67	0:06:02.76	84	0:04:03.23	55		0:53:18.02	+0:04:06.85
			GBR.CONJ.1994	0:05:06.41	58	0:06:29.26	66	0:04:36.10	64					
62	106	THIRION Remi		0:20:00.77	90	0:07:06.84	48	0:05:54.42	50	0:04:04.24	58		0:53:18.19	+0:04:07.02
			FRA.THIR.1990	0:05:04.95	53	0:06:32.54	73	0:04:34.43	56					
63	102	SHAW Luca		0:19:40.53	64	0:07:26.22	87	0:06:04.75	90	0:04:04.59	61		0:53:20.82	+0:04:09.65
			USA.SHAL.1996	0:05:06.51	59	0:06:23.40	50	0:04:34.82	60					
64	44	BRETAS Andre Luiz		0:19:59.90	87	0:07:15.92	66	0:05:57.19	57	0:04:05.62	68		0:53:25.87	+0:04:14.70
			BRA.BREA.1987	0:05:07.07	63	0:06:28.41	63	0:04:31.76	40					

RESULTS OVERALL

Pos	Plate	Name Team	Nat EMBA	Stage 1 Stage 5	Pos Pos	Stage 2 Stage 6	Pos Pos	Stage 3 Stage 7	Pos Pos	Stage 4	Pos	Penalties	Time	Gap
MEN														
65	57	SHAW Sam		0:19:45.32	75	0:07:12.35	58	0:06:01.69	77	0:04:06.86	76		0:53:26.80	+0:04:15.63
			NZL.SHAS.1992	0:05:08.61	65	0:06:31.18	68	0:04:40.79	81					
66	43	PERSAK Vid Team Dorrong Enduro		0:19:44.13	73	0:06:58.76	26	0:05:58.50	62	0:04:05.84	69		0:53:27.34	+0:04:16.17
			SLO.PERV.1996	0:05:12.53	76	0:06:42.74	98	0:04:44.84	92					
67	65	LUPATO Denny		0:19:36.28	57	0:07:24.18	81	0:06:07.20	94	0:04:05.49	67		0:53:29.82	+0:04:18.65
			ITA.LUPD.1992	0:05:16.91	92	0:06:23.00	48	0:04:36.76	70					
68	58	MYSIK Milan		0:19:42.80	71	0:07:26.25	88	0:06:01.39	75	0:04:08.14	84		0:53:34.06	+0:04:22.89
			CZE.MYSM.1993	0:05:06.59	60	0:06:32.30	71	0:04:36.59	68					
69	301	STONIG Matthias		0:19:38.40	62	0:07:23.44	80	0:05:59.50	67	0:04:06.22	73		0:53:39.15	+0:04:27.98
				0:05:12.26	75	0:06:36.74	87	0:04:42.59	88					
70	74	BRON Kilian SUNN		0:20:12.90	97	0:07:13.09	60	0:05:59.50	67	0:04:07.71	83		0:53:39.94	+0:04:28.77
			FRA.BROK.1991	0:05:09.87	70	0:06:24.88	55	0:04:31.99	42					
71	66	LUPATO Alex		0:19:59.87	86	0:07:34.48	102	0:05:57.18	56	0:04:04.66	62		0:53:41.91	+0:04:30.74
			ITA.LUPA.1989	0:05:13.37	79	0:06:17.58	30	0:04:34.77	59					
72	129	READING Jack		0:19:49.30	79	0:07:17.82	70	0:06:02.24	78	0:04:04.92	65		0:53:44.71	+0:04:33.54
			GBR.REAJ.1988	0:05:15.91	86	0:06:40.48	93	0:04:34.04	54					
73	46	WOLFE Daniel		0:20:24.03	103	0:07:22.42	77	0:05:55.73	55	0:04:04.57	60		0:53:45.57	+0:04:34.40
			IRL.WOLD.1988	0:05:04.38	50	0:06:21.76	43	0:04:32.68	45					
74	147	MAGIS Johnny		0:19:52.50	82	0:07:19.45	73	0:05:58.71	64	0:04:09.85	88		0:53:50.48	+0:04:39.31
			BEL.MAGJ.1991	0:05:11.44	73	0:06:33.45	75	0:04:45.08	94					
75	97	LEHIKONEN Matti		0:19:36.75	58	0:07:12.10	57	0:06:07.29	95	0:04:05.35	66		0:53:50.85	+0:04:39.68
			FIN.LEHM.1984	0:05:12.60	77	0:06:58.99	135	0:04:37.77	73					
76	113	MAURY Tom		0:20:00.10	88	0:07:35.30	103	0:05:57.50	59	0:04:08.53	86		0:53:59.23	+0:04:48.06
			FRA.MAUT.1989	0:05:09.40	68	0:06:31.95	70	0:04:36.45	66					
77	307	FERREIRA Pedro		0:19:54.28	83	0:07:05.19	43	0:06:00.09	72	0:04:16.61	103		0:53:59.61	+0:04:48.44
				0:05:06.24	57	0:06:51.05	118	0:04:46.15	98					
78	138	ESCRIOU Valentin		0:19:42.44	69	0:07:19.46	74	0:06:06.57	93	0:04:06.57	75		0:53:59.74	+0:04:48.57
			FRA.ESCV.1996	0:05:18.63	98	0:06:41.64	97	0:04:44.43	91					
79	25	BUCHANAN Lewis Trek Factory Racing		0:18:45.56	16	0:06:47.66	8	0:09:01.82	217	0:03:51.02	10		0:54:09.52	+0:04:58.35
			GBR.BUCL.1993	0:04:54.22	18	0:06:24.00	51	0:04:25.24	15					
80	67	MAY Ludovic		0:20:07.57	95	0:07:28.86	91	0:06:03.18	87	0:04:06.19	72		0:54:14.15	+0:05:02.98
			SUI.MAYL.1989	0:05:18.07	96	0:06:34.40	80	0:04:35.88	63					

RESULTS OVERALL

Pos	Plate	Name Team	Nat EMBA	Stage 1 Stage 5	Pos	Stage 2 Stage 6	Pos	Stage 3 Stage 7	Pos	Stage 4	Pos	Penalties	Time	Gap
MEN														
81	86	BAHLER Jonas Norco Enduro Racing		0:19:56.29	84	0:07:20.33	76	0:06:09.29	102	0:04:15.68	101		0:54:16.43	+0:05:05.26
			SUI.BAHJ.1987	0:05:16.55	89	0:06:35.31	83	0:04:42.98	89					
82	117	MURIGNEUX Xavier		0:19:42.04	67	0:07:30.42	94	0:06:01.04	74	0:04:11.32	92		0:54:17.34	+0:05:06.17
			FRA.MURX.1993	0:05:25.08	113	0:06:38.78	91	0:04:48.66	106					
83	305	PETER Stefan		0:19:13.41	41	0:07:29.15	92	0:06:49.47	195	0:04:11.84	93		0:54:20.53	+0:05:09.36
			SUI.PETS.1992	0:05:13.88	81	0:06:38.40	90	0:04:44.38	90					
84	172	SOTTOCORNOLA Davide		0:20:19.18	100	0:07:16.36	68	0:05:59.77	70	0:04:10.74	91		0:54:21.98	+0:05:10.81
			ITA.SOTD.1979	0:05:17.48	95	0:06:38.32	89	0:04:40.13	77					
85	144	LEPINE Quentin		0:19:45.31	74	0:07:45.11	120	0:06:08.33	100	0:04:05.94	70		0:54:22.07	+0:05:10.90
			FRA.LEPQ.1992	0:05:15.54	85	0:06:35.23	82	0:04:46.61	99					
86	304	WIDMER Mirco		0:19:42.38	68	0:07:33.30	99	0:06:08.21	99	0:04:15.64	100		0:54:23.97	+0:05:12.80
				0:05:20.68	102	0:06:36.08	85	0:04:47.68	104					
87	142	HEINRICH Guillaume		0:20:00.12	89	0:07:31.05	96	0:06:05.04	91	0:04:07.70	82		0:54:24.05	+0:05:12.88
			FRA.HEIG.1984	0:05:13.54	80	0:06:40.77	94	0:04:45.83	97					
88	88	POLONI Tobia Team CMC Cycling Experience		0:20:20.51	101	0:07:25.92	85	0:06:01.56	76	0:04:12.15	94		0:54:38.44	+0:05:27.27
			ITA.POLT.1991	0:05:11.96	74	0:06:44.10	101	0:04:42.24	87					
89	137	JOHNSEN Espen		0:19:58.30	85	0:07:38.71	108	0:06:07.83	97	0:04:19.04	107		0:54:41.99	+0:05:30.82
			NOR.JOHE.1980	0:05:19.87	100	0:06:36.89	88	0:04:41.35	84					
90	64	TRABAC Elliot Scott SR Suntour Enduro		0:19:18.30	48	0:09:14.17	204	0:05:51.86	36	0:04:07.21	78		0:54:45.71	+0:05:34.54
			FRA.TRAE.1996	0:05:08.71	66	0:06:25.29	57	0:04:40.17	78					
91	131	MCCOMB Nathan		0:20:01.15	91	0:07:25.21	82	0:06:02.39	79	0:04:15.68	101		0:54:53.14	+0:05:41.97
			GBR.MCCN.1994	0:05:17.37	94	0:06:34.13	77	0:05:17.21	174					
92	348	SCHAFFER Marty		0:20:27.47	107	0:07:35.65	104	0:06:15.59	120	0:04:12.97	97		0:54:58.96	+0:05:47.79
				0:05:13.19	78	0:06:34.54	81	0:04:39.55	76					
93	143	BATISTA Levy		0:20:17.53	99	0:07:33.62	100	0:06:08.09	98	0:04:22.26	120		0:55:15.86	+0:06:04.69
			FRA.BATL.1990	0:05:18.57	97	0:06:43.23	99	0:04:52.56	112					
94	72	BROOKES Martyn		0:20:03.00	93	0:07:27.42	90	0:06:14.88	119	0:05:03.12	193		0:55:21.52	+0:06:10.35
			GBR.BROM.1987	0:05:21.85	107	0:06:33.90	76	0:04:37.35	72					
95	308	SOUSSIGNE Julien		0:20:39.71	113	0:07:22.96	79	0:06:02.49	80	0:04:35.94	159		0:55:25.43	+0:06:14.26
				0:05:14.98	83	0:06:36.22	86	0:04:53.13	114					
96	163	SWINDEN James		0:20:12.51	96	0:07:39.59	113	0:06:14.41	117	0:04:25.47	133		0:55:26.98	+0:06:15.81
			GBR.SWIJ.1987	0:05:20.88	104	0:06:41.50	96	0:04:52.62	113					










RESULTS OVERALL

Pos	Plate	Name Team	Nat EMBA	Stage 1 Stage 5	Pos Pos	Stage 2 Stage 6	Pos Pos	Stage 3 Stage 7	Pos Pos	Stage 4	Pos	Penalties	Time	Gap
MEN														
97	311	CHARLES Clement		0:20:24.89	105	0:08:26.72	176	0:06:02.62	82	0:04:07.30	80		0:55:31.11	+0:06:19.94
			FRA.CHAC.1994	0:05:16.74	91	0:06:31.63	69	0:04:41.21	83					
98	73	LEUTTON Ryan		0:21:02.67	122	0:07:32.84	98	0:06:05.86	92	0:04:08.21	85		0:55:39.20	+0:06:28.03
			AUS.LEUR.1981	0:05:13.93	82	0:06:50.51	117	0:04:45.18	95					
99	128	WILLIAMS Peter		0:21:07.01	130	0:07:29.25	93	0:06:02.90	86	0:04:19.27	108		0:55:40.59	+0:06:29.42
			GBR.WILP.1988	0:05:19.65	99	0:06:44.72	102	0:04:37.79	74					
100	303	FORSTER Lars		0:20:22.97	102	0:07:35.90	105	0:05:54.34	49	0:04:22.74	124		0:55:44.71	+0:06:33.54
				0:05:16.34	87	0:07:24.85	178	0:04:47.57	103					
101	309	DANIELS Nicolas		0:20:56.07	119	0:07:39.07	110	0:06:18.62	126	0:04:22.36	121		0:55:54.30	+0:06:43.13
				0:05:20.78	103	0:06:32.47	72	0:04:44.93	93					
102	148	MAES Tom		0:20:35.32	110	0:07:32.76	97	0:06:34.81	173	0:04:18.15	105		0:56:06.44	+0:06:55.27
			BEL.MAET.1994	0:05:22.83	109	0:06:49.10	114	0:04:53.47	116					
103	92	D'AROMA Giovanni GB Rifar Mondraker Team		0:20:55.04	117	0:07:57.25	140	0:06:11.96	109	0:04:19.54	109		0:56:07.59	+0:06:56.42
			ITA.DARG.1993	0:05:25.42	114	0:06:33.09	74	0:04:45.29	96					
104	154	KILMURRAY Chris		0:20:24.84	104	0:07:41.44	117	0:06:23.84	146	0:04:24.33	128		0:56:11.39	+0:07:00.22
			IRL.KILC.1986	0:05:32.03	128	0:06:49.02	112	0:04:55.89	123					
105	165	MARFURT Silvan		0:20:50.71	114	0:07:52.00	129	0:06:12.30	110	0:04:20.98	116		0:56:17.13	+0:07:05.96
			SUI.MARS.1988	0:05:20.11	101	0:06:47.03	109	0:04:54.00	118					
106	151	HARVEY Loui		0:21:04.95	127	0:07:39.05	109	0:06:13.89	116	0:04:12.48	95		0:56:17.73	+0:07:06.56
			NZL.HARL.1990	0:05:16.46	88	0:06:53.64	124	0:04:57.26	126					
107	343	DAUMAS Theo		0:21:05.78	129	0:07:44.77	119	0:06:09.78	104	0:04:24.36	129		0:56:18.60	+0:07:07.43
				0:05:27.12	118	0:06:50.39	115	0:04:36.40	65					
108	160	LAYZELL Dylan		0:20:38.16	112	0:07:40.50	115	0:06:12.50	112	0:04:20.39	113		0:56:28.10	+0:07:16.93
			GBR.LAYD.1993	0:05:40.13	146	0:06:56.65	129	0:04:59.77	132					
109	312	LACASTE Loic		0:20:17.43	98	0:07:39.93	114	0:06:33.58	168	0:04:22.98	125		0:56:31.25	+0:07:20.08
				0:05:42.60	150	0:06:53.15	122	0:05:01.58	136					
110	167	JAHN Daniel		0:21:21.54	136	0:07:40.79	116	0:06:08.45	101	0:04:20.76	114		0:56:32.03	+0:07:20.86
			GER.JAHD.1982	0:05:22.44	108	0:06:49.05	113	0:04:49.00	107					
111	200	BACCHIOCCHI Adrien		0:20:54.78	116	0:07:47.97	124	0:06:17.16	123	0:04:24.67	130		0:56:41.85	+0:07:30.68
			FRA.BACA.1995	0:05:28.26	119	0:06:53.51	123	0:04:55.50	120					
112	75	WILDHABER Gusti Cube Action Team		0:23:25.06	182	0:07:26.14	86	0:06:02.64	83	0:04:02.27	51		0:56:42.09	+0:07:30.92
			SUI.WILG.1988	0:05:00.37	35	0:06:15.57	27	0:04:30.04	33					

RESULTS OVERALL

Pos	Plate	Name Team	Nat EMBA	Stage 1 Stage 5	Pos	Stage 2 Stage 6	Pos	Stage 3 Stage 7	Pos	Stage 4	Pos	Penalties	Time	Gap
MEN														
113	357	GOTZLER Felix		0:21:02.85	123	0:07:45.11	120	0:06:23.35	143	0:04:19.94	111		0:56:56.23	+0:07:45.06
			GER.GOTF.1993	0:05:26.38	115	0:06:58.58	134	0:05:00.02	133					
114	313	LACASTE Cedric		0:21:09.77	131	0:07:56.45	137	0:06:20.62	135	0:04:24.85	131		0:56:57.25	+0:07:46.08
				0:05:24.84	111	0:06:44.99	103	0:04:55.73	122					
115	153	VAN DER PLOEG Paul		0:21:04.28	125	0:07:54.82	132	0:06:16.33	121	0:04:22.65	123		0:57:07.36	+0:07:56.19
			AUS.VANP.1989	0:05:35.42	133	0:06:49.00	111	0:05:04.86	148					
116	94	YATOM Yonatan Israeli Enduro Team		0:21:38.25	140	0:07:31.03	95	0:06:13.01	114	0:04:33.38	152		0:57:07.61	+0:07:56.44
			ISR.YATY.1994	0:05:29.08	121	0:06:51.08	119	0:04:51.78	110					
117	85	VON WURSTEMBERGER Alois Norco Enduro Racing		0:21:55.08	155	0:07:51.62	128	0:06:16.76	122	0:04:20.87	115		0:57:26.70	+0:08:15.53
			SUI.VONA.1987	0:05:28.70	120	0:06:46.13	106	0:04:47.54	102					
118	82	QUILLEVERE Remy Lapierre		0:21:23.66	137	0:07:48.02	125	0:06:13.79	115	0:04:15.61	99		0:57:32.49	+0:08:21.32
			FRA.QUIR.1996	0:06:08.48	189	0:06:51.62	120	0:04:51.31	108					
119	358	OBERRAUCH Michael		0:21:43.00	143	0:07:52.53	130	0:06:14.68	118	0:04:30.08	146		0:57:33.04	+0:08:21.87
				0:05:30.67	124	0:06:45.80	105	0:04:56.28	124					
120	179	BOKRANTZ Jon		0:21:20.69	135	0:08:02.81	150	0:06:26.43	150	0:04:21.21	117		0:57:34.95	+0:08:23.78
			SWE.BOKJ.1988	0:05:27.11	117	0:06:57.36	131	0:04:59.34	130					
121	170	MULLER Igor		0:21:00.34	121	0:07:46.43	123	0:06:38.18	180	0:04:21.80	119		0:57:39.03	+0:08:27.86
			SUI.MULI.1996	0:05:37.83	141	0:07:16.80	171	0:04:57.65	127					
122	341	DERKUM Christian		0:21:14.52	133	0:08:00.49	145	0:06:29.83	160	0:04:22.54	122		0:57:40.71	+0:08:29.54
				0:05:35.56	134	0:06:57.05	130	0:05:00.72	135					
123	322	DE BELLA Davide		0:21:50.48	151	0:07:56.90	139	0:06:19.45	130	0:04:29.66	145		0:57:48.36	+0:08:37.19
				0:05:29.99	123	0:06:40.11	92	0:05:01.77	138					
124	202	ANGELINI Michel		0:20:55.55	118	0:07:55.67	136	0:06:26.57	151	0:04:27.38	138		0:57:50.11	+0:08:38.94
			ITA.ANGM.1989	0:05:43.86	154	0:07:13.16	168	0:05:07.92	156					
125	134	PAYNE Richard		0:21:11.72	132	0:07:55.22	133	0:06:19.56	131	0:04:32.71	150		0:57:53.44	+0:08:42.27
			GBR.PAYR.1985	0:05:43.46	153	0:07:08.39	158	0:05:02.38	139					
126	316	FRANCOGLIO Ulysse		0:22:01.26	158	0:08:09.61	154	0:06:19.02	128	0:04:16.72	104		0:58:00.59	+0:08:49.42
				0:05:23.26	110	0:07:03.49	146	0:04:47.23	101					
127	337	BERTELSEN Jeppe Bob		0:21:50.93	153	0:07:39.47	112	0:06:25.44	149	0:04:26.51	136		0:58:01.76	+0:08:50.59
				0:05:36.05	136	0:07:04.63	152	0:04:58.73	128					
128	363	VERCELLI Alessio		0:21:45.55	147	0:07:56.46	138	0:06:17.83	124	0:04:29.47	144		0:58:07.73	+0:08:56.56
				0:05:31.18	126	0:06:56.25	128	0:05:10.99	161					

RESULTS OVERALL

Pos	Plate	Name Team	Nat EMBA	Stage 1 Stage 5	Pos Pos	Stage 2 Stage 6	Pos Pos	Stage 3 Stage 7	Pos Pos	Stage 4	Pos	Penalties	Time	Gap
MEN														
129	162	JONES Lawrence		0:21:19.00	134	0:07:52.61	131	0:06:19.42	129	0:04:35.52	157		0:58:09.84	+0:08:58.67
			GBR.JONL.1989	0:05:47.23	162	0:07:00.83	139	0:05:15.23	169					
130	161	DICKENS James		0:21:04.57	126	0:08:02.14	148	0:06:20.38	133	0:04:25.92	134		0:58:13.70	+0:09:02.53
			GBR.DICJ.1995	0:06:13.36	192	0:07:04.39	150	0:05:02.94	142					
131	135	JONES Ajay		0:22:08.92	162	0:07:55.64	135	0:06:20.51	134	0:04:25.11	132		0:58:17.12	+0:09:05.95
			GBR.JONA.1985	0:05:32.66	130	0:06:57.97	133	0:04:56.31	125					
132	323	CARRUBBA Matteo		0:22:00.17	157	0:08:12.81	159	0:06:21.70	137	0:04:26.27	135		0:58:19.30	+0:09:08.13
				0:05:35.59	135	0:06:50.46	116	0:04:52.30	111					
133	352	ILLINGWORTH Bradly		0:21:38.67	141	0:08:11.96	158	0:06:28.44	156	0:04:24.04	127		0:58:19.81	+0:09:08.64
				0:05:26.86	116	0:07:03.77	147	0:05:06.07	150					
134	95	KEDMY Ben Israeli Enduro Team		0:21:03.88	124	0:07:48.05	126	0:06:20.27	132	0:04:20.08	112		0:58:22.79	+0:09:11.62
			ISR.KEDB.1983	0:07:13.09	206	0:06:43.77	100	0:04:53.65	117					
135	184	LETH Frederik		0:21:05.03	128	0:07:59.43	143	0:06:35.71	176	0:04:37.50	161		0:58:24.30	+0:09:13.13
			DEN.LETF.1995	0:05:51.56	172	0:07:07.50	157	0:05:07.57	155					
136	136	CRIGHTON-POLI Vinicio		0:21:33.84	139	0:08:26.54	174	0:06:23.46	144	0:04:28.45	143		0:58:29.70	+0:09:18.53
			GBR.CRIV.1996	0:05:34.88	132	0:07:02.45	144	0:05:00.08	134					
137	345	EVANS Darren		0:21:49.89	150	0:07:49.52	127	0:06:33.32	166	0:04:32.82	151		0:58:33.31	+0:09:22.14
				0:05:37.08	138	0:07:07.12	156	0:05:03.56	144					
138	141	CARREZ Cedric		0:22:03.58	159	0:08:03.63	151	0:06:21.13	136	0:04:28.31	142		0:58:37.04	+0:09:25.87
			FRA.CARC.1978	0:05:38.32	142	0:07:00.46	138	0:05:01.61	137					
139	192	LETAK Petr		0:21:48.80	148	0:08:02.41	149	0:06:22.77	140	0:04:30.99	147		0:58:41.64	+0:09:30.47
			CZE.LETP.1993	0:05:45.30	157	0:07:04.62	151	0:05:06.75	153					
140	318	RIMAILHO David		0:21:54.98	154	0:07:59.65	144	0:06:30.14	161	0:04:33.59	154		0:58:43.03	+0:09:31.86
				0:05:38.92	143	0:07:06.11	154	0:04:59.64	131					
141	173	DODINO Giacomo		0:22:44.10	172	0:07:57.85	141	0:06:25.35	148	0:04:18.77	106		0:58:44.92	+0:09:33.75
			ITA.DODG.1994	0:05:29.64	122	0:06:54.88	126	0:04:54.33	119					
142	314	SELLIER Fabien		0:23:30.01	185	0:07:39.31	111	0:06:11.49	108	0:04:28.02	139		0:58:54.51	+0:09:43.34
				0:05:32.37	129	0:06:52.32	121	0:04:40.99	82					
143	157	SIGNORELLI Gerry		0:21:30.60	138	0:08:32.99	182	0:06:29.74	159	0:04:31.15	148		0:58:55.17	+0:09:44.00
			USA.SIGG.1984	0:05:41.35	149	0:07:00.43	137	0:05:08.91	158					
144	359	HOESS Sebastian		0:21:45.50	146	0:08:16.97	163	0:06:39.73	184	0:04:34.67	155		0:58:59.30	+0:09:48.13
				0:05:37.36	139	0:07:02.17	143	0:05:02.90	141					


RESULTS OVERALL

Pos	Plate	Name Team	Nat EMBA	Stage 1 Stage 5	Pos	Stage 2 Stage 6	Pos	Stage 3 Stage 7	Pos	Stage 4	Pos	Penalties	Time	Gap
MEN														
145	188	SEPP Alessandro		0:22:36.37	169	0:08:17.26	164	0:06:34.20	170	0:04:23.65	126		0:59:03.26	+0:09:52.09
			GER.SEPA.1994	0:05:31.55	127	0:06:41.15	95	0:04:59.08	129					
146	178	JOSSELIN Hugo		0:21:50.80	152	0:08:12.98	160	0:06:23.18	141	0:04:28.25	141		0:59:05.26	+0:09:54.09
			FRA.JOSH.1996	0:05:46.89	160	0:07:08.74	161	0:05:14.42	167					
147	93	EMERIAU Quentin Fuji Bikes		0:22:36.93	170	0:07:55.51	134	0:06:23.28	142	0:04:35.66	158		0:59:05.97	+0:09:54.80
			FRA.EMEQ.1986	0:05:39.62	145	0:07:01.55	141	0:04:53.42	115					
148	338	MIKKELSEN Frederik Morkeberg		0:22:08.89	161	0:08:24.83	171	0:06:22.28	138	0:04:38.06	162		0:59:15.24	+0:10:04.07
			DEN.MIKF.1992	0:05:47.61	163	0:06:46.44	107	0:05:07.13	154					
149	146	BRU Kevin		0:21:44.83	145	0:08:11.72	157	0:06:23.46	144	0:04:42.90	172		0:59:18.76	+0:10:07.59
			FRA.BRUK.1995	0:05:48.89	166	0:07:14.31	169	0:05:12.65	162					
150	197	NEGRO Claudio		0:22:10.63	163	0:08:10.09	155	0:06:32.72	165	0:04:46.22	177		0:59:31.91	+0:10:20.74
			SUI.NEGC.1985	0:05:45.00	155	0:07:03.82	148	0:05:03.43	143					
151	47	HUTCHENS Chris		0:20:32.90	109	0:07:26.81	89	0:06:10.09	106	0:04:07.25	79		0:59:37.36	+0:10:26.19
			GBR.HUTC.1989	0:09:44.67	208	0:06:47.00	108	0:04:48.64	105					
152	168	SEIFERT Ronny		0:21:56.40	156	0:08:10.75	156	0:06:28.31	155	0:04:39.47	165		0:59:42.50	+0:10:31.33
			GER.SEIR.1984	0:05:55.95	178	0:07:23.55	177	0:05:08.07	157					
153	158	GOODFELLOW Moray		0:22:22.43	165	0:08:13.22	161	0:06:24.58	147	0:04:42.76	171		0:59:47.10	+0:10:35.93
			GBR.GOOM.1993	0:05:48.14	165	0:07:09.56	164	0:05:06.41	151					
154	332	SCHUZ Tim		0:22:31.21	167	0:08:20.22	166	0:06:36.84	179	0:04:32.59	149		0:59:49.50	+0:10:38.33
				0:05:34.68	131	0:07:04.18	149	0:05:09.78	160					
155	319	PLANELLA VILA David		0:22:36.08	168	0:08:14.96	162	0:06:28.28	154	0:04:41.18	168		0:59:53.73	+0:10:42.56
				0:05:43.15	152	0:07:00.40	136	0:05:09.68	159					
156	62	GRANT Kelan		0:20:26.69	106	0:07:12.65	59	0:05:49.75	29	0:03:58.79	39		1:00:35.82	+0:11:24.65
			IRL.GRAK.1993	0:04:56.99	21	0:13:41.81	207	0:04:29.14	30					
157	194	MONDRIK Petr		0:22:13.77	164	0:08:34.23	183	0:06:38.89	183	0:04:52.94	186		1:00:50.25	+0:11:39.08
			CZE.MONP.1988	0:05:53.63	176	0:07:14.32	170	0:05:22.47	183					
158	201	LAIMER Stefan		0:22:54.55	175	0:08:42.90	188	0:06:32.22	164	0:04:36.27	160		1:00:52.23	+0:11:41.06
			ITA.LAIS.1985	0:05:37.61	140	0:07:06.78	155	0:05:21.90	181					
159	189	PARGMANN Urs		0:23:20.50	181	0:08:31.18	181	0:06:35.11	174	0:04:34.94	156		1:01:04.96	+0:11:53.79
			SUI.PARU.1983	0:05:45.25	156	0:07:12.67	167	0:05:05.31	149					
160	104	PEAT Steve		0:26:03.43	205	0:07:45.20	122	0:06:10.30	107	0:04:07.65	81		1:01:11.12	+0:11:59.95
			GBR.PEAS.1974	0:05:17.03	93	0:07:05.64	153	0:04:41.87	86					

RESULTS OVERALL

Pos	Plate	Name Team	Nat EMBA	Stage 1 Stage 5	Pos	Stage 2 Stage 6	Pos	Stage 3 Stage 7	Pos	Stage 4	Pos	Penalties	Time	Gap
MEN														
161	199	EIBEGGER Michael		0:23:01.28	176	0:08:27.44	177	0:06:45.77	189	0:04:38.43	164		1:01:11.93	+0:12:00.76
			AUT.EIBM.1992	0:05:47.64	164	0:07:27.00	179	0:05:04.37	145					
162	342	VANDEN HAESEVELDE Rob		0:24:01.06	191	0:08:42.98	189	0:06:34.43	172	0:04:26.55	137		1:01:13.53	+0:12:02.36
				0:05:30.99	125	0:06:54.75	125	0:05:02.77	140					
163	328	MENZL Matthias		0:21:49.16	149	0:08:21.39	168	0:06:30.49	162	0:04:38.37	163		1:01:16.27	+0:12:05.10
				0:05:50.82	171	0:08:52.82	205	0:05:13.22	164					
164	182	CHANDLER Kane		0:22:50.64	174	0:08:29.56	178	0:06:45.89	190	0:04:46.64	178		1:01:19.62	+0:12:08.45
			GBR.CHAK.1985	0:05:42.86	151	0:07:28.75	183	0:05:15.28	171					
165	191	DOBREV Dobromir		0:22:40.52	171	0:08:30.69	180	0:06:42.66	187	0:04:45.55	175		1:01:22.67	+0:12:11.50
			BUL.DOBD.1982	0:06:02.58	184	0:07:20.30	175	0:05:20.37	177					
166	187	HEIN Stephan		0:22:26.93	166	0:08:20.98	167	0:06:35.95	177	0:04:49.48	181		1:01:27.43	+0:12:16.26
			GER.HEIS.1987	0:06:04.25	186	0:07:42.68	190	0:05:27.16	189					
167	326	THALLER Lukas		0:23:34.22	186	0:08:39.69	184	0:06:38.82	182	0:04:46.87	179		1:01:45.08	+0:12:33.91
				0:05:49.52	169	0:07:03.07	145	0:05:12.89	163					
168	349	LARSSON Gustav		0:23:14.77	178	0:08:25.21	172	0:06:28.56	157	0:05:15.92	198		1:01:47.02	+0:12:35.85
				0:05:56.22	179	0:07:02.03	142	0:05:24.31	186					
169	181	LUND Johannes		0:23:55.64	189	0:08:44.09	191	0:06:41.29	186	0:04:46.02	176		1:02:01.08	+0:12:49.91
			NOR.LUNJ.1994	0:05:46.10	158	0:07:01.46	140	0:05:06.48	152					
170	171	ZENONE Luca		0:23:29.45	184	0:08:47.38	193	0:06:38.33	181	0:04:40.93	167		1:02:09.35	+0:12:58.18
			SUI.ZENL.1987	0:05:49.33	168	0:07:28.66	181	0:05:15.27	170					
171	50	PANOZZO Christopher		0:19:47.88	76	0:11:01.68	218	0:05:49.74	28	0:03:58.89	41		1:02:14.18	+0:13:03.01
			AUS.PANC.1987	0:04:59.85	30	0:06:10.12	15	0:10:26.02	204					
172	155	HALCROW Neil		0:23:41.15	188	0:08:25.25	173	0:06:36.00	178	0:04:43.71	173		1:02:15.52	+0:13:04.35
			GBR.HALN.1980	0:06:04.59	187	0:07:30.86	184	0:05:13.96	166					
173	327	MORITZ Link		0:23:18.17	179	0:08:44.26	192	0:07:02.90	201	0:05:01.07	190		1:02:57.92	+0:13:46.75
				0:06:10.10	191	0:07:18.79	173	0:05:22.63	184					
174	150	RODRIGUES Joao Carlos Costa		0:26:10.21	206	0:08:29.75	179	0:06:22.46	139	0:04:33.51	153		1:03:14.87	+0:14:03.70
			POR.RODJ.1987	0:05:39.19	144	0:06:55.23	127	0:05:04.52	146					
175	360	AUGUSTIN Falk		0:24:38.45	198	0:08:53.51	194	0:06:46.12	191	0:04:53.93	187		1:03:31.16	+0:14:19.99
				0:05:50.67	170	0:07:08.40	159	0:05:20.08	176					
176	195	HOBERG Cornelius		0:24:29.17	197	0:08:41.22	185	0:06:40.88	185	0:05:45.89	206		1:03:38.61	+0:14:27.44
			GER.HOBC.1995	0:05:47.14	161	0:07:09.63	165	0:05:04.68	147					

RESULTS OVERALL

Pos	Plate	Name Team	Nat EMBA	Stage 1 Stage 5	Pos Pos	Stage 2 Stage 6	Pos Pos	Stage 3 Stage 7	Pos Pos	Stage 4 Pos	Pos	Penalties	Time	Gap
MEN														
177	325	TERRIBILE Francesco		0:23:12.33	177	0:08:42.43	187	0:06:50.13	196	0:04:44.79	174		1:03:40.59	+0:14:29.42
				0:05:53.20	174	0:08:31.26	202	0:05:46.45	196					
178	355	JOHANSSON Simon		0:24:06.89	195	0:09:04.73	199	0:06:50.95	197	0:04:57.43	189		1:03:45.68	+0:14:34.51
				0:06:00.76	182	0:07:28.33	180	0:05:16.59	172					
179	329	CHRISTIAN Kai Steffen		0:25:33.50	202	0:08:18.31	165	0:06:43.91	188	0:04:48.06	180		1:03:55.54	+0:14:44.37
				0:05:55.35	177	0:07:19.46	174	0:05:16.95	173					
180	180	FRANZEN Jonas	 SWE.FRAJ.1987	0:23:29.20	183	0:08:57.18	197	0:06:57.96	199	0:05:01.98	191		1:04:12.67	+0:15:01.50
				0:05:41.17	148	0:08:44.36	204	0:05:20.82	178					
181	186	HERLETH Michael	 NZL.HERM.1982	0:24:01.20	192	0:08:54.87	196	0:07:04.86	202	0:04:50.20	182		1:04:14.97	+0:15:03.80
				0:06:09.38	190	0:07:48.63	192	0:05:25.83	188					
182	335	BOHMEIER Sascha		0:24:41.44	199	0:08:59.31	198	0:06:48.97	194	0:04:51.97	185		1:04:27.71	+0:15:16.54
				0:05:59.99	181	0:07:28.69	182	0:05:37.34	193					
183	366	BONAROTTI Alessandro		0:25:16.71	201	0:08:43.70	190	0:06:33.59	169	0:05:20.81	199		1:04:44.02	+0:15:32.85
				0:06:03.44	185	0:07:32.19	185	0:05:13.58	165					
184	353	GIBSON Dan		0:24:13.63	196	0:08:54.67	195	0:06:55.97	198	0:05:15.30	197		1:05:33.04	+0:16:21.87
				0:06:32.33	199	0:07:52.07	194	0:05:49.07	199					
185	339	TINNER Patric		0:26:37.52	208	0:09:24.88	205	0:06:35.36	175	0:04:51.56	183		1:05:56.44	+0:16:45.27
				0:05:52.60	173	0:07:08.92	162	0:05:25.60	187					
186	208	SOUDON Philippe	 BEL.SOUP.1980	0:24:42.65	200	0:09:05.95	201	0:07:10.13	204	0:05:03.79	194		1:06:02.63	+0:16:51.46
				0:06:17.51	194	0:07:53.82	197	0:05:48.78	197					
187	333	HEINZEMANN Simon		0:27:38.75	211	0:09:10.05	202	0:06:47.21	192	0:04:39.82	166		1:06:38.31	+0:17:27.14
				0:05:53.50	175	0:07:11.72	166	0:05:17.26	175					
188	152	ROBINSON Peter	 GBR.ROBP.1992	0:31:34.05	225	0:07:37.36	106	0:06:12.43	111	0:04:10.40	90		1:06:56.13	+0:17:44.96
				0:05:15.25	84	0:06:45.68	104	0:05:20.96	180					
189	354	JOHNSON Craig		0:24:06.61	194	0:09:12.05	203	0:07:28.17	213	0:05:27.11	201		1:07:05.08	+0:17:53.91
				0:06:32.36	200	0:08:33.30	203	0:05:45.48	195					
190	361	VOLLMER Christian		0:21:39.12	142	0:08:05.46	153	0:07:54.46	215	0:06:07.42	209	0:05:00.00	1:07:08.59	+0:17:57.42
				0:05:49.18	167	0:07:18.04	172	0:05:14.91	168					
191	365	MARTELLO Enrico		0:24:02.24	193	0:09:36.25	207	0:07:25.54	211	0:05:23.70	200	0:01:00.00	1:07:31.96	+0:18:20.79
				0:06:32.29	198	0:08:00.26	198	0:05:31.68	191					
192	207	D'ANGELONE Joel	 SUI.DANJ.1996	0:27:01.68	210	0:09:43.90	209	0:07:20.70	208	0:05:06.27	196		1:08:32.40	+0:19:21.23
				0:06:15.69	193	0:07:34.60	187	0:05:29.56	190					




RESULTS OVERALL

Pos	Plate	Name Team	Nat EMBA	Stage 1 Stage 5	Pos	Stage 2 Stage 6	Pos	Stage 3 Stage 7	Pos	Stage 4	Pos	Penalties	Time	Gap
MEN														
193	90	ZORTEA Nicola Team CMC Cycling Experience	 ITA.ZORN.1992	0:31:10.79 0:05:46.66	224 159	0:08:01.20 0:07:22.83	147 176	0:06:31.57 0:05:20.87	163 179	0:04:41.49	169		1:08:55.41	+0:19:44.24
194	126	PADDON Jake NZL.PADJ.1995	 NZL.PADJ.1995	0:30:34.44 0:07:44.40	218 207	0:08:22.41 0:07:09.24	169 163	0:06:33.39 0:04:51.73	167 109	0:04:13.23	98		1:09:28.84	+0:20:17.67
195	350	STAPLE Jesse GBR.STAP.1995	 GBR.STAP.1995	0:26:16.63 0:06:34.95	207 201	0:09:32.09 0:08:20.68	206 200	0:07:05.71 0:06:01.14	203 202	0:05:43.01	205		1:09:34.21	+0:20:23.04
196	209	STEPIEN Quentin BEL.STEQ.1995	 BEL.STEQ.1995	0:28:30.67 0:06:02.10	214 183	0:09:48.83 0:07:41.65	210 189	0:06:59.10 0:05:32.85	200 192	0:05:02.51	192		1:09:37.71	+0:20:26.54
197	362	SEITTER Patrick GER.SEIT.1995	 GER.SEIT.1995	0:26:56.78 0:06:22.19	209 197	0:10:01.29 0:07:37.86	212 188	0:07:12.16 0:05:59.48	205 200	0:05:32.33	203		1:09:42.09	+0:20:30.92
198	315	CHAMPION Quentin FRA.CHAM.1995	 FRA.CHAM.1995	0:33:26.91 0:05:40.38	226 147	0:08:04.76 0:06:57.51	152 132	0:06:28.17 0:04:55.70	153 121	0:04:28.05	140		1:10:01.48	+0:20:50.31
199	373	GODDE Jules FRA.GODD.1995	 FRA.GODD.1995	0:30:49.02 0:06:08.46	220 188	0:09:05.16 0:07:32.72	200 186	0:06:47.97 0:05:22.66	193 185	0:05:05.34	195		1:10:51.33	+0:21:40.16
200	193	VITEK Milan CZE.VITM.1983	 CZE.VITM.1983	0:30:01.57 0:06:21.92	217 196	0:10:02.91 0:07:53.37	213 196	0:07:17.21 0:05:48.80	207 198	0:05:29.80	202		1:12:55.58	+0:23:44.41
201	368	CLERACE Gianluca ITA.CLER.1995	 ITA.CLER.1995	0:28:05.05 0:06:59.15	212 204	0:10:38.92 0:08:28.73	215 201	0:07:16.71 0:06:00.99	206 201	0:05:51.41	207		1:13:20.96	+0:24:09.79
202	211	HAINZ Christian GER.HAIC.1980	 GER.HAIC.1980	0:28:41.77 0:06:46.63	216 203	0:10:56.78 0:08:17.67	217 199	0:07:26.29 0:06:16.05	212 203	0:05:55.37	208		1:14:20.56	+0:25:09.39
203	369	ROFRANO Teodoro ITA.ROFR.1995	 ITA.ROFR.1995	0:30:48.93 0:06:35.92	219 202	0:10:54.38 0:07:52.79	216 195	0:07:45.20 0:05:43.80	214 194	0:05:36.94	204		1:15:17.96	+0:26:06.79
204	344	SARAZIN Thibaut FRA.SARAZ.1995	 FRA.SARAZ.1995	0:41:37.55 0:06:21.81	228 195	0:16:28.80 0:07:49.32	220 193	0:07:22.14 0:05:22.26	209 182	0:04:56.71	188		1:29:58.59	+0:40:47.42
DNF	30	JOHANSEN Zakarias Blom Ibis Cycles Enduro Race Team	 NOR.JOHZ.1992	0:19:41.98	66									
DNF	364	PRAZ Laurent ITA.PRAZ.1995	 ITA.PRAZ.1995	0:22:08.03 0:05:56.57	160 180	0:08:23.81 0:07:08.70	170 160	0:06:26.84	152	0:04:42.42	170			
DNF	140	DUPIN Gaetan FRA.DUPG.1991	 FRA.DUPG.1991	0:20:30.37 0:05:24.86	108 112	0:07:37.52 0:07:47.08	107 191	0:06:09.82	105	0:04:21.32	118			
DNF	61	WILLIAMS Robert GBR.WILR.1990	 GBR.WILR.1990	0:20:02.10 0:05:21.78	92 106	0:07:25.34 0:09:57.74	83 206	0:06:09.53	103	0:04:19.72	110			

RESULTS OVERALL

Pos	Plate	Name Team	Nat EMBA	Stage 1 Stage 5	Pos Pos	Stage 2 Stage 6	Pos Pos	Stage 3 Stage 7	Pos Pos	Stage 4 Pos	Pos	Penalties	Time	Gap
DNF	71	FLOCKHART Sam	 GBR.FLOS.1993	0:19:49.85	81	0:07:17.21	69	0:06:02.76	84	0:04:06.17	71			
DNF	372	ZUNINO Mattia		0:21:43.46	144	0:08:41.29	186	0:06:34.30	171	0:04:51.58	184			
DNF	159	RODDA Sam	 GBR.RODS.1993	0:31:10.09	223	0:07:58.09	142	0:06:18.72	127	0:06:35.00	210			
DNF	60	MOYNIHAN Liam	 GBR.MOYL.1991	0:31:03.63	222	0:07:44.03	118	0:06:12.84	113	0:07:49.49	211			
DNF	114	REGNIER Jordan	 FRA.REGJ.1981	0:19:42.66	70	0:07:20.07	75	0:05:59.85	71	0:12:32.00	212			
DNF	103	MINNAAR Greg	 RSA.MING.1981	0:19:49.54	80	0:07:17.86	71	0:05:59.23	66					
DNF	174	GAMBERI Marvin Ray	 ITA.GAMM.1989	0:20:52.02	115	0:08:01.11	146	0:06:18.38	125					
DNF	80	JONES Vivian Forest of Dean Gravity Team	 GBR.JONV.1992	0:22:47.85	173	0:08:26.68	175	0:06:29.71	158					
DNF	206	RESCH Benjamin	 GER.RESB.1983	0:28:11.02	213	0:10:04.35	214	0:07:23.56	210					
DNF	356	VIRTANEN Valtteri		0:34:27.45	227	0:15:22.54	219	0:08:04.21	216					
DNF	27	NATION Joseph	 NZL.NATJ.1989	0:20:03.72	94	0:07:03.09	32	0:10:06.17	218					
DNF	370	ANDREOLI Umberto		0:23:34.58	187	0:09:43.01	208							
DNF	321	LAVAGNINO MOLIVAR Bruno		0:23:19.79	180	0:10:01.14	211							
DNF	11	KEENE Curtis Specialized Racing	 USA.KEEC.1981	0:19:48.40	77									
DNF	48	SHIRLEY James	 GBR.SHIJ.1989	0:20:59.79	120									
DNF	346	MAUNSELL Jonathan		0:23:58.37	190									

RESULTS OVERALL

Pos	Plate	Name Team	Nat EMBA	Stage 1 Stage 5	Pos	Stage 2 Stage 6	Pos	Stage 3 Stage 7	Pos	Stage 4 Pos	Pos	Penalties	Time	Gap
MEN														
DNF	210	PUFAN Alexandru	ROM ROM.PUFA.1990	0:25:44.24	203									
DNF	37	RAIMONDI Matteo GB Rifar Mondraker Team	 ITA.RAIM.1995	0:25:56.20	204									
DNF	59	TEJCHMAN Premek	 CZE.TEJP.1988	0:28:32.60	215									
DNF	183	RYAN Fergus	 GBR.RYAF.1993	0:31:01.03	221									
DNF	375	KOPACZ Jakub	 	0:43:04.58	229									
DNF	371	BACCI Raffaele	 	0:57:51.07	230									
DNF	110	GALLAGHER Christopher	 GBR.GALC.1993											
DNF	87	POLETTI Stefano Fast Bike FBF Team	 ITA.POLS.1992											
DNF	317	SAUZEAT Pierrick	 											
DNF	116	ARNAUD Quentin	 FRA.ARNQ.1994											
DNF	196	PIEPENSTOCK Patrick	 GER.PIEP.1986											
DNS	56	KANGAS Alexander	 SWE.KANA.1990											
DNS	69	BENOIT Clement	 FRA.BENC.1991											
DNS	78	SUDING Lorenzo Team Airh Ion Santa Cruz	 ITA.SUDL.1986											
DNS	83	SKANT Gerd Team Dorrong Enduro	 AUT.SKAG.1991											
DNS	324	GILARDO Davide	ITA											

RESULTS OVERALL

Pos	Plate	Name Team	Nat EMBA	Stage 1 Stage 5	Pos Pos	Stage 2 Stage 6	Pos Pos	Stage 3 Stage 7	Pos Pos	Stage 4 Pos	Pos	Penalties	Time	Gap
MEN Master 40+														
1	704	WILDHABER Rene		0:19:13.44	1	0:07:11.90	1	0:05:49.58	1	0:04:09.11	3		0:52:36.69	
			SUI.WILR.1976	0:05:13.09	2	0:06:21.57	1	0:04:38.00	1					
2	707	ZANCHI Bruno Team Airoh Ion Santa Cruz		0:19:53.74	2	0:07:15.84	3	0:05:59.94	4	0:04:04.97	2		0:53:56.37	+0:01:19.68
			ITA.ZANB.1973	0:05:16.65	4	0:06:43.45	5	0:04:41.78	3					
3	701	AMOUR Karim BH-Miranda Racing Team		0:20:11.72	3	0:07:19.04	4	0:06:04.41	5	0:04:04.05	1		0:54:14.32	+0:01:37.63
			FRA.AMOK.1975	0:05:15.62	3	0:06:37.66	4	0:04:41.82	4					
4	738	FRUET Martino		0:20:39.21	4	0:07:12.85	2	0:05:53.42	2	0:04:16.78	5		0:54:17.98	+0:01:41.29
			ITA.FRUM.1977	0:05:10.45	1	0:06:25.07	2	0:04:40.20	2					
5	702	BRODERICK Michael		0:21:00.09	6	0:07:42.57	5	0:05:59.30	3	0:04:14.59	4		0:55:53.70	+0:03:17.01
			USA.BROM.1973	0:05:21.70	5	0:06:36.37	3	0:04:59.08	7					
6	705	PAGE Nigel Chain Reaction Cycles Mavic		0:20:52.11	5	0:07:46.37	6	0:06:13.97	6	0:04:21.16	6		0:56:39.85	+0:04:03.16
			GBR.PAGN.1972	0:05:27.84	6	0:07:00.53	6	0:04:57.87	6					
7	711	VAN DE HATERD Wilfred		0:21:33.67	8	0:07:50.65	7	0:06:17.95	8	0:04:37.78	10		0:58:07.02	+0:05:30.33
			NED.VANW.1972	0:05:44.26	11	0:07:01.21	7	0:05:01.50	8					
8	703	CIZINSKY Milan		0:22:15.67	12	0:08:21.35	12	0:06:17.98	9	0:04:30.79	8		0:59:05.83	+0:06:29.14
			CZE.CIZM.1974	0:05:38.88	8	0:07:03.61	11	0:04:57.55	5					
9	716	O'BRIEN Glyn		0:21:23.43	7	0:08:28.22	15	0:06:27.58	12	0:04:38.75	12		0:59:15.95	+0:06:39.26
			IRL.OBRG.1977	0:05:55.64	15	0:07:15.11	13	0:05:07.22	10					
10	709	GREENWOOD Dan		0:22:15.11	11	0:07:53.75	8	0:06:31.58	13	0:04:36.30	9		0:59:26.15	+0:06:49.46
			GBR.GRED.1975	0:05:49.11	12	0:07:09.30	12	0:05:11.00	13					
11	710	BISHOP Dan Forest of Dean Gravity Team		0:21:55.86	9	0:08:03.68	9	0:06:26.86	11	0:04:28.64	7		1:00:13.17	+0:07:36.48
			GBR.BISD.1970	0:05:38.48	7	0:07:02.71	10	0:06:36.94	47					
12	741	GRANBY Chay		0:23:11.31	17	0:08:23.81	13	0:06:15.64	7	0:04:43.74	13		1:00:29.80	+0:07:53.11
				0:05:42.55	10	0:07:02.09	8	0:05:10.66	12					
13	717	DREW Rob		0:23:30.76	20	0:08:35.80	16	0:06:24.56	10	0:04:38.36	11		1:00:55.77	+0:08:19.08
			USA.DRER.1971	0:05:38.98	9	0:07:02.54	9	0:05:04.77	9					
14	713	KROEGER Shane		0:22:09.35	10	0:08:21.00	11	0:06:39.85	19	0:05:56.37	45		1:01:47.10	+0:09:10.41
			CAN.KROS.1976	0:05:52.65	14	0:07:20.03	16	0:05:27.85	23					
15	718	WARD Joe		0:22:51.53	14	0:08:26.54	14	0:06:48.40	25	0:04:46.85	16		1:01:51.96	+0:09:15.27
			IRL.WARJ.1971	0:06:05.02	23	0:07:32.13	21	0:05:21.49	17					
16	715	JACOB John		0:22:59.17	15	0:08:39.14	17	0:06:34.34	16	0:04:44.70	14		1:02:02.47	+0:09:25.78
			NZL.JACJ.1968	0:05:58.83	18	0:07:27.38	19	0:05:38.91	27					

RESULTS OVERALL

Pos	Plate	Name Team	Nat EMBA	Stage 1 Stage 5	Pos	Stage 2 Stage 6	Pos	Stage 3 Stage 7	Pos	Stage 4	Pos	Penalties	Time	Gap
MEN Master 40+														
17	719	HARPER Jaime		0:23:31.88	21	0:08:54.94	24	0:06:39.28	18	0:04:56.35	20		1:02:42.46	+0:10:05.77
			GBR.HARJ.1975	0:05:59.03	19	0:07:16.11	14	0:05:24.87	21					
18	752	MANGANELLI Massimiliano		0:23:24.46	19	0:08:51.47	23	0:06:33.15	15	0:04:49.84	18		1:02:48.71	+0:10:12.02
				0:06:08.14	24	0:07:38.03	28	0:05:23.62	19					
19	743	FRITZENSCHAFT Andre		0:22:48.42	13	0:08:42.45	18	0:06:45.09	20	0:04:45.32	15	0:01:00.00	1:02:56.90	+0:10:20.21
				0:05:59.19	20	0:07:36.67	27	0:05:19.76	16					
20	714	SCOTT Darren		0:23:13.81	18	0:08:09.19	10	0:06:36.80	17	0:06:28.84	49		1:03:12.58	+0:10:35.89
			GBR.SCOD.1971	0:06:00.50	21	0:07:26.27	18	0:05:17.17	14					
21	725	SADLER Andy		0:24:34.55	27	0:08:45.23	21	0:06:32.45	14	0:05:01.69	23		1:03:21.71	+0:10:45.02
			GBR.SADA.1972	0:06:03.02	22	0:07:16.69	15	0:05:08.08	11					
22	722	STRICKER Willy		0:24:19.95	25	0:08:44.09	20	0:06:46.14	22	0:05:08.32	26		1:04:08.95	+0:11:32.26
			ITA.STRW.1967	0:06:16.17	28	0:07:29.79	20	0:05:24.49	20					
23	726	JENNINGS Carl		0:24:58.18	29	0:08:55.06	25	0:06:47.77	24	0:04:49.76	17		1:04:16.96	+0:11:40.27
			GBR.JENC.1970	0:05:56.43	16	0:07:32.49	22	0:05:17.27	15					
24	739	BARONI Francesco		0:23:38.27	22	0:09:04.56	28	0:06:57.32	30	0:05:08.83	27		1:04:18.84	+0:11:42.15
				0:06:21.19	32	0:07:34.20	23	0:05:34.47	24					
25	723	RAU Serge		0:24:27.76	26	0:08:49.51	22	0:06:54.64	26	0:05:13.93	31		1:04:32.61	+0:11:55.92
			SUI.RAUS.1972	0:06:09.97	25	0:07:34.35	24	0:05:22.45	18					
26	742	DE VALL Judd		0:24:02.77	23	0:09:03.64	27	0:06:56.87	29	0:05:08.12	25		1:04:57.92	+0:12:21.23
				0:06:13.40	27	0:07:47.83	30	0:05:45.29	30					
27	731	ZORTEA Carlo		0:24:13.44	24	0:08:59.11	26	0:06:46.93	23	0:05:39.55	38		1:05:27.97	+0:12:51.28
		Team CMC Cycling Experience	ITA.ZORC.1965	0:06:19.11	29	0:07:36.20	26	0:05:53.63	34					
28	724	PIRES Armando		0:25:29.96	33	0:09:53.38	38	0:07:00.75	33	0:04:56.61	21		1:06:08.23	+0:13:31.54
			BRA.PIRA.1974	0:05:58.33	17	0:07:22.08	17	0:05:27.12	22					
29	745	BUIL Alexandre		0:25:02.95	31	0:09:38.75	35	0:06:56.19	28	0:05:01.28	22		1:06:17.86	+0:13:41.17
			FRA.BUIA.1970	0:06:10.74	26	0:07:48.76	31	0:05:39.19	28					
30	747	ZINS Gregory		0:25:02.13	30	0:09:12.39	30	0:07:17.00	40	0:05:09.10	28		1:06:21.29	+0:13:44.60
				0:06:20.43	31	0:07:39.27	29	0:05:40.97	29					
31	740	MAGISTRI Fabio		0:26:18.89	36	0:09:21.88	31	0:06:58.58	32	0:05:13.65	30		1:07:39.20	+0:15:02.51
				0:06:19.71	30	0:07:34.37	25	0:05:52.12	33					
32	750	CARUSO Gianluca		0:25:38.12	34	0:09:41.90	37	0:07:06.97	35	0:05:11.99	29		1:07:44.83	+0:15:08.14
				0:06:26.21	33	0:08:05.09	36	0:05:34.55	25					

RESULTS OVERALL

Pos	Plate	Name Team	Nat EMBA	Stage 1 Stage 5	Pos	Stage 2 Stage 6	Pos	Stage 3 Stage 7	Pos	Stage 4	Pos	Penalties	Time	Gap
MEN Master 40+														
33	760	WYMYSLO Ksawery		0:25:55.80	35	0:09:37.31	34	0:07:10.18	36	0:05:24.65	36		1:08:24.07	+0:15:47.38
				0:06:35.60	35	0:08:04.16	35	0:05:36.37	26					
34	728	SHEPPARD Gareth Forest of Dean Gravity Team	 GBR.SHEG.1977	0:27:02.83	43	0:09:25.84	32	0:06:58.19	31	0:05:06.78	24		1:08:42.21	+0:16:05.52
				0:06:27.01	34	0:07:56.13	34	0:05:45.43	32					
35	732	PARENZI Massimo	 ITA.PARM.1970	0:26:23.72	37	0:10:10.45	42	0:07:04.71	34	0:05:34.05	37		1:09:41.98	+0:17:05.29
				0:06:50.41	38	0:07:53.27	33	0:05:45.37	31					
36	749	NOTARIO Luca		0:26:49.20	41	0:10:00.95	40	0:07:14.73	37	0:05:21.40	35		1:09:56.80	+0:17:20.11
				0:06:38.81	36	0:07:52.09	32	0:05:59.62	40					
37	736	GUILLET-CAILLAU Philippe		0:25:21.52	32	0:10:28.71	44	0:07:40.50	46	0:05:18.22	34		1:10:01.14	+0:17:24.45
				0:06:53.01	39	0:08:22.72	39	0:05:56.46	38					
38	729	PHILLIPS Damian	 GBR.PHID.1974	0:24:35.07	28	0:09:05.95	29	0:06:54.72	27	0:04:52.10	19		1:10:53.24	+0:18:16.55
				0:05:49.60	13	0:13:41.12	51	0:05:54.68	36					
39	763	BARTLETT Ed		0:26:33.89	39	0:09:57.12	39	0:07:14.88	38	0:05:39.90	39		1:11:02.71	+0:18:26.02
				0:07:00.98	42	0:08:27.68	40	0:06:08.26	41					
40	756	PATRIGNANI Daniele		0:28:12.17	48	0:09:26.14	33	0:07:15.90	39	0:05:40.06	40		1:12:17.35	+0:19:40.66
				0:07:09.79	43	0:08:38.66	42	0:05:54.63	35					
41	737	MURAYAMA Hiroki	 JPN.MURH.1975	0:27:17.41	44	0:09:40.91	36	0:07:23.82	41	0:05:16.34	32		1:12:34.21	+0:19:57.52
				0:08:02.64	48	0:08:57.98	46	0:05:55.11	37					
42	755	LECCO Gianandrea		0:27:44.04	46	0:10:02.43	41	0:07:30.68	43	0:05:49.21	41		1:12:45.24	+0:20:08.55
				0:06:47.81	37	0:08:38.79	43	0:06:12.28	42					
43	734	BOUGEARD Jacky	 FRA.BOUJ.1966	0:27:47.20	47	0:10:37.11	45	0:07:28.79	42	0:05:50.00	42		1:12:45.34	+0:20:08.65
				0:06:59.10	41	0:08:06.20	37	0:05:56.94	39					
44	746	ROUYRE Michel		0:26:47.02	40	0:10:27.02	43	0:08:00.64	49	0:06:07.34	47		1:14:14.57	+0:21:37.88
				0:07:12.01	44	0:09:13.13	48	0:06:27.41	45					
45	757	PETRIS Gianpiero		0:27:41.57	45	0:10:44.25	46	0:07:40.43	45	0:05:52.51	43		1:15:13.93	+0:22:37.24
				0:07:24.30	46	0:08:52.67	44	0:06:58.20	50					
46	753	SERI Simone		0:31:21.29	52	0:11:45.08	48	0:07:36.30	44	0:05:54.75	44		1:18:01.50	+0:25:24.81
				0:06:57.34	40	0:08:14.34	38	0:06:12.40	43					
47	758	WHITE Andy	 SWE.WHIA.1975	0:28:50.48	49	0:11:51.12	49	0:08:12.68	51	0:06:06.36	46		1:18:33.39	+0:25:56.70
				0:08:08.94	50	0:08:56.14	45	0:06:27.67	46					
48	754	DE FELICI Francesco		0:31:39.86	53	0:11:58.98	50	0:08:01.23	50	0:06:33.02	50		1:20:28.04	+0:27:51.35
				0:07:21.71	45	0:08:33.46	41	0:06:19.78	44					


RESULTS OVERALL

Pos	Plate	Name Team	Nat EMBA	Stage 1 Stage 5	Pos Pos	Stage 2 Stage 6	Pos Pos	Stage 3 Stage 7	Pos Pos	Stage 4	Pos	Penalties	Time	Gap
MEN Master 40+														
49	761	DUKE Richard		0:30:01.12	51	0:13:02.93	52	0:07:54.04	48	0:06:13.70	48		1:21:27.85	+0:28:51.16
				0:08:06.53	49	0:09:30.66	49	0:06:38.87	48					
50	748	BOYER Mathias		0:31:49.24	54	0:12:58.00	51	0:08:51.81	52	0:07:06.74	52		1:25:48.47	+0:33:11.78
			FRA.BOYM.1977	0:08:20.71	51	0:09:40.38	50	0:07:01.59	51					
51	762	HIGGINS Gavin		0:35:29.48	55	0:13:45.28	53	0:07:44.58	47	0:07:04.41	51		1:27:40.79	+0:35:04.10
			GBR.HIGG.1973	0:07:41.15	47	0:09:07.11	47	0:06:48.78	49					
DNF	720	MCNEIL John		0:23:07.89	16	0:08:43.67	19	0:06:45.79	21	0:05:17.62	33			
			GBR.MCNJ.1969											
DNF	744	MARTINEZ Frédéric		0:29:22.11	50	0:11:37.97	47							
DNF	730	LADEWIG Dustyn		0:35:29.61	56	0:18:40.67	54							
			USA.LADD.1970											
DNF	735	LESCUYER Bertrand		0:26:25.18	38									
			FRA.LESB.1963											
DNF	712	REPkin Dimitri Israeli Enduro Team		0:26:52.53	42									
			ISR.REPD.1977											
DSQ	733	CIAMBRONE Roberto Team Airoh Ion Santa Cruz		0:41:54.89		0:14:52.16		0:08:34.30						
			ITA.CIAR.1964											
DNS	751	BECCHI Bruno												
DNS	759	O'BRIEN Paul												
			GBR.OBRP.1973											
MEN Under 21														
1	608	VERNER Rhys		<u>0:18:18.61</u>	<u>1</u>	0:06:54.56	2	0:05:49.83	2	<u>0:03:53.60</u>	<u>1</u>		0:50:48.20	
			CAN.VERR.1997	<u>0:04:59.43</u>	<u>1</u>	<u>0:06:19.15</u>	<u>1</u>	0:04:33.02	2					
2	620	BAUD Elliott		0:18:57.76	2	<u>0:06:52.99</u>	<u>1</u>	<u>0:05:49.03</u>	<u>1</u>	0:04:12.74	16		0:52:02.58	+0:01:14.38
			FRA.BAUE.1998	0:05:05.53	2	0:06:31.38	6	0:04:33.15	3					
3	615	RUFFRAY Mathieu		0:19:14.13	3	0:07:02.11	3	0:05:59.56	7	0:04:07.61	8		0:52:42.60	+0:01:54.40
			FRA.RUFM.1997	0:05:05.96	4	0:06:32.20	7	0:04:41.03	9					
4	605	TRABAC Theotim		0:19:29.89	6	0:07:06.47	5	0:05:57.71	3	0:04:01.91	4		0:53:01.34	+0:02:13.14
			FRA.TRAT.1998	0:05:18.91	18	0:06:36.02	12	<u>0:04:30.43</u>	<u>1</u>					

RESULTS OVERALL

Pos	Plate	Name Team	Nat EMBA	Stage 1 Stage 5	Pos	Stage 2 Stage 6	Pos	Stage 3 Stage 7	Pos	Stage 4	Pos	Penalties	Time	Gap
MEN Under 21														
5	613	MADEREGGER Kevin		0:19:29.84	5	0:07:11.83	8	0:05:59.52	6	0:04:07.75	9		0:53:12.45	+0:02:24.25
			AUT.MADK.1997	0:05:13.69	9	0:06:28.71	4	0:04:41.11	10					
6	609	KOEN Matthew		0:19:25.47	4	0:07:23.82	14	0:06:15.41	25	0:04:00.34	3		0:53:19.39	+0:02:31.19
			USA.KOEM.1998	0:05:16.64	14	0:06:21.38	2	0:04:36.33	5					
7	601	CALLAGHAN Killian		0:19:36.12	8	0:07:10.71	7	0:06:05.41	14	0:04:05.01	5		0:53:35.03	+0:02:46.83
			IRL.CALK.1997	0:05:14.61	10	0:06:39.12	14	0:04:44.05	14					
8	604	LALY Thibault		0:20:30.23	21	0:07:02.26	4	0:06:00.98	10	0:03:53.96	2		0:53:39.22	+0:02:51.02
			FRA.LALT.1997	0:05:05.92	3	0:06:30.70	5	0:04:35.17	4					
9	656	VENDEMMIA Mirco		0:19:53.47	12	0:07:18.60	10	0:05:59.96	8	0:04:06.80	6		0:53:53.62	+0:03:05.42
				0:05:12.96	8	0:06:42.94	18	0:04:38.89	7					
10	651	SMESTAD Simen		0:19:40.75	10	0:07:09.56	6	0:06:06.40	15	0:04:18.72	23		0:53:56.26	+0:03:08.06
				0:05:16.09	12	0:06:37.20	13	0:04:47.54	17					
11	617	CAMBOS Albin		0:19:55.79	13	0:07:34.50	23	0:05:58.16	5	0:04:14.79	18		0:54:14.22	+0:03:26.02
			FRA.CAMA.1999	0:05:14.70	11	0:06:35.03	10	0:04:41.25	11					
12	603	BLAHA Vojtech		0:20:06.55	17	0:07:29.30	18	0:06:04.50	13	0:04:08.87	10		0:54:25.73	+0:03:37.53
			CZE.BLAV.1999	0:05:19.68	19	0:06:33.84	9	0:04:42.99	12					
13	612	SCHEMMELE Daniel Cube Action Team		0:19:34.61	7	0:07:24.10	15	0:06:09.40	18	0:04:15.89	20		0:54:35.52	+0:03:47.32
			AUT.SCHD.1997	0:05:23.02	22	0:06:51.71	21	0:04:56.79	27					
14	655	MONETTI Lucas		0:20:02.95	15	0:07:27.36	17	0:06:07.42	17	0:04:15.35	19		0:54:53.99	+0:04:05.79
				0:05:22.66	21	0:06:52.76	25	0:04:45.49	15					
15	610	RONZON Erwin Team CMC Cycling Experience		0:20:23.23	18	0:07:38.83	24	0:06:00.54	9	0:04:12.38	15		0:55:00.97	+0:04:12.77
			ITA.RONE.1997	0:05:17.91	16	0:06:41.85	17	0:04:46.23	16					
16	654	FRESQUET Axel		0:20:05.36	16	0:07:30.75	19	0:06:10.78	21	0:04:26.86	30		0:55:23.58	+0:04:35.38
				0:05:26.94	24	0:06:52.19	24	0:04:50.70	20					
17	629	FRANCARDO Tommaso		0:20:24.91	19	0:07:31.48	20	0:06:13.31	23	0:04:08.90	11		0:55:28.09	+0:04:39.89
			ITA.FRAT.1997	0:05:24.60	23	0:06:53.29	26	0:04:51.60	22					
18	658	SITTA Dominique		0:20:31.24	22	0:07:44.97	27	0:06:17.35	26	0:04:21.42	25		0:55:31.55	+0:04:43.35
				0:05:18.11	17	0:06:35.14	11	0:04:43.32	13					
19	602	SECONDI Nathan		0:20:46.28	25	0:07:34.16	22	0:06:09.77	20	0:04:13.61	17		0:55:35.66	+0:04:47.46
			FRA.SECN.1999	0:05:17.39	15	0:06:43.50	19	0:04:50.95	21					
20	657	SACCON Matteo		0:20:37.82	23	0:07:32.56	21	0:06:12.10	22	0:04:16.84	22		0:55:42.44	+0:04:54.24
				0:05:22.15	20	0:06:51.89	22	0:04:49.08	18					

RESULTS OVERALL

Pos	Plate	Name Team	Nat EMBA	Stage 1 Stage 5	Pos Pos	Stage 2 Stage 6	Pos Pos	Stage 3 Stage 7	Pos Pos	Stage 4	Pos	Penalties	Time	Gap
MEN Under 21														
21	606	LEYEN Max		0:21:36.51	35	0:07:26.55	16	0:06:09.72	19	0:04:10.76	12		0:55:43.25	+0:04:55.05
			CAN.LEYM.1997	0:05:09.82	5	0:06:32.98	8	0:04:36.91	6					
22	621	DEVLIN Jack		0:20:52.21	26	0:07:44.56	26	0:06:21.38	30	0:04:22.10	26		0:56:38.31	+0:05:50.11
			IRL.DEVJ.1999	0:05:33.63	30	0:06:51.96	23	0:04:52.47	25					
23	614	HAUER Julian		0:20:53.69	27	0:07:47.09	28	0:06:24.72	32	0:04:23.51	27		0:56:44.79	+0:05:56.59
			AUT.HAUJ.1997	0:05:32.40	29	0:06:49.32	20	0:04:54.06	26					
24	662	HOESS Christoph		0:20:43.79	24	0:07:40.03	25	0:06:15.24	24	0:04:16.20	21		0:57:09.05	+0:06:20.85
				0:05:27.50	25	0:07:49.10	44	0:04:57.19	28					
25	650	OLIN Andreas		0:21:02.97	29	0:07:59.15	29	0:06:20.77	29	0:04:30.08	31		0:57:28.02	+0:06:39.82
			NOR.OHRA.1999	0:05:29.55	27	0:06:55.80	28	0:05:09.70	36					
26	618	JEANDEL Louis		0:23:13.25	43	0:07:23.22	13	0:06:01.56	11	0:04:11.26	13		0:57:34.21	+0:06:46.01
			FRA.JEAL.1998	0:05:16.18	13	0:06:39.50	15	0:04:49.24	19					
27	628	TOOKE Jacob		0:21:05.99	30	0:08:01.97	30	0:06:26.74	35	0:04:23.93	28		0:57:35.51	+0:06:47.31
			CAN.TOOJ.1999	0:05:36.06	32	0:07:00.55	30	0:05:00.27	29					
28	633	BIBOLLET Erwan		0:21:49.98	36	0:08:10.75	35	0:06:20.21	28	0:04:26.03	29		0:58:18.28	+0:07:30.08
			FRA.BIBE.2000	0:05:31.53	28	0:06:55.57	27	0:05:04.21	34					
29	624	HOLE Daniel Hope Factory Racing		0:21:14.35	31	0:08:11.09	36	0:06:25.60	33	0:04:36.32	35		0:58:21.37	+0:07:33.17
			GBR.HOLD.1999	0:05:43.60	38	0:07:09.54	36	0:05:00.87	31					
30	626	WILSON Tom		0:21:24.19	33	0:08:04.30	31	0:06:26.90	36	0:04:34.99	34		0:58:22.89	+0:07:34.69
			GBR.WILT.2000	0:05:44.62	39	0:07:07.14	35	0:05:00.75	30					
31	663	DRACH Torben		0:19:40.46	9	0:07:20.87	12	0:06:03.62	12	0:04:12.35	14	0:05:00.00	0:58:36.40	+0:07:48.20
				0:05:12.23	6	0:06:27.78	3	0:04:39.09	8					
32	641	OSSATI Stefano		0:21:21.17	32	0:08:06.57	32	0:06:17.35	26	0:04:56.14	46		0:58:36.42	+0:07:48.22
			ITA.OSSS.1999	0:05:36.34	33	0:07:14.91	39	0:05:03.94	33					
33	643	FRANCK Gilles		0:20:58.65	28	0:08:53.55	45	0:06:31.57	37	0:04:32.12	32		0:58:39.77	+0:07:51.57
			BEL.FRAG.2000	0:05:34.77	31	0:07:05.35	33	0:05:03.76	32					
34	646	PFEIFER Lars		0:22:16.55	40	0:08:15.00	37	0:06:26.49	34	0:04:40.10	37		0:59:10.68	+0:08:22.48
			GER.PFEL.2000	0:05:38.60	34	0:07:01.62	31	0:04:52.32	24					
35	627	WILLIAMSON Ryan		0:21:29.20	34	0:08:29.74	42	0:06:40.41	40	0:04:43.24	41		0:59:25.98	+0:08:37.78
			GBR.WILR.1998	0:05:40.33	36	0:07:05.45	34	0:05:17.61	40					
36	645	SEIMETZ Adrien		0:21:54.63	37	0:08:09.88	34	0:06:52.29	44	0:04:36.47	36		0:59:35.83	+0:08:47.63
			FRA.SEIA.1998	0:05:41.48	37	0:07:14.49	38	0:05:06.59	35					
















RESULTS OVERALL

Pos	Plate	Name Team	Nat EMBA	Stage 1 Stage 5	Pos Pos	Stage 2 Stage 6	Pos Pos	Stage 3 Stage 7	Pos Pos	Stage 4	Pos	Penalties	Time	Gap
MEN Under 21														
37	644	DEMUYLDER Jonas		0:22:12.47	39	0:08:08.12	33	0:06:21.39	31	0:04:48.53	44		0:59:45.45	+0:08:57.25
			BEL.DEMJ.1997	0:06:02.85	45	0:06:57.08	29	0:05:15.01	39					
38	631	SCELLIER Alexandre		0:22:38.98	41	0:08:15.75	38	0:06:48.51	42	0:04:45.75	42		1:01:40.70	+0:10:52.50
			FRA.SCEA.1999	0:05:54.36	43	0:07:39.76	42	0:05:37.59	44					
39	640	VENTURI Nadir		0:23:43.52	46	0:08:25.50	40	0:06:37.91	39	0:04:42.64	39		1:01:42.41	+0:10:54.21
			ITA.VENN.1997	0:05:53.57	42	0:07:05.31	32	0:05:13.96	38					
40	649	ASKJER Erlend Hegrum		0:23:27.56	44	0:09:04.30	48	0:06:47.77	41	0:04:42.90	40		1:02:17.49	+0:11:29.29
			NOR.ASKE.1997	0:05:47.12	40	0:07:16.69	40	0:05:11.15	37					
41	639	IONFER Alessandro		0:21:57.87	38	0:08:18.87	39	0:06:54.75	45	0:04:52.04	45		1:02:24.35	+0:11:36.15
			ITA.IONA.1999	0:07:11.52	49	0:07:46.47	43	0:05:22.83	42					
42	635	CONFALONIERI Massimo Fast Bike FBF Team		0:24:02.50	47	0:08:46.39	44	0:06:51.35	43	0:04:56.81	47		1:02:56.76	+0:12:08.56
			ITA.CONM.1999	0:05:49.08	41	0:07:10.79	37	0:05:19.84	41					
43	636	CANADELLI Diego Fast Bike FBF Team		0:23:39.94	45	0:08:58.24	46	0:06:55.95	46	0:04:46.36	43		1:03:24.37	+0:12:36.17
			ITA.CAND.2000	0:06:00.63	44	0:07:29.00	41	0:05:34.25	43					
44	622	CALLAGHAN Emmet		0:23:06.33	42	0:08:43.59	43	0:06:57.11	47	0:05:10.03	49		1:03:54.18	+0:13:05.98
			IRL.CALE.2000	0:06:10.33	46	0:07:54.31	45	0:05:52.48	46					
45	648	KELLER Jonas		0:24:21.22	48	0:09:58.57	50	0:07:15.72	48	0:05:06.88	48		1:07:09.80	+0:16:21.60
			GER.KELJ.1999	0:06:44.33	47	0:08:03.86	46	0:05:39.22	45					
46	652	CLACHERTY Frazer		0:25:37.45	50	0:08:26.76	41	0:06:32.21	38	0:04:41.10	38	0:05:00.00	1:07:18.54	+0:16:30.34
				0:05:28.86	26	0:06:40.28	16	0:04:51.88	23					
47	659	MARKU Genc		0:26:45.13	51	0:09:21.33	49	0:07:18.85	49	0:05:14.89	50		1:10:27.52	+0:19:39.32
				0:06:48.85	48	0:08:41.84	47	0:06:16.63	47					
48	653	CLACHERTY Harvey		0:48:14.72	53	0:26:14.51	51	0:15:45.80	51	0:04:33.25	33	0:05:00.00	2:15:09.49	+1:24:21.29
				0:05:40.09	35	0:23:21.95	49	0:06:19.17	48					
DNF	630	MARTINELLI Simone		0:19:47.97	11	0:07:15.69	9	0:05:58.09	4	0:04:07.59	7			
			ITA.MARS.1999	0:05:12.29	7	0:16:36.70	48							
DNF	611	TORRALBA Gabriel		0:20:28.98	20	0:07:20.73	11	0:06:06.60	16	0:04:20.17	24			
			ESP.TORG.1997	0:07:24.19	50									
DNF	634	ANGELOV Denislav		0:25:30.68	49	0:08:58.36	47	0:08:25.25	50					
			BUL.ANGD.1999											
DNF	607	HEAP Elliott Chain Reaction Cycles Mavic		0:19:59.51	14									
			GBR.HEAE.1998											













RESULTS OVERALL

Pos	Plate	Name Team	Nat EMBA	Stage 1 Stage 5	Pos Pos	Stage 2 Stage 6	Pos Pos	Stage 3 Stage 7	Pos Pos	Stage 4	Pos	Penalties	Time	Gap
MEN Under 21														
DNF	616	BRULAS Valentin YT Industries		0:35:03.14	52									
DNF	642	DETHIER Loic		0:48:49.77	54									
WOMEN														
1	1	RAVANEL Cecile Commençal Vallnord Enduro Team		0:20:32.94 0:05:34.84	1 1	0:07:48.51 0:07:01.30	1 2	0:06:19.68 0:05:05.33	1 3	0:04:21.29	1		0:56:43.89	
2	2	COURDURIER Isabeau SUNN		0:21:32.44 0:05:39.06	2 2	0:07:56.48 0:07:12.24	2 4	0:06:24.23 0:04:57.96	2 1	0:04:22.71	2		0:58:05.12	+0:01:21.23
3	6	WINTON Katy Trek Factory Racing		0:21:38.43 0:05:56.82	3 7	0:08:05.55 0:07:18.90	4 5	0:06:42.01 0:05:05.87	5 4	0:04:40.37	5		0:59:27.95	+0:02:44.06
4	3	GEHRIG Anita Ibis Cycles Enduro Race Team		0:22:20.48 0:05:43.16	4 3	0:08:03.93 0:07:01.29	3 1	0:06:38.44 0:05:08.57	4 5	0:04:32.13	3		0:59:28.00	+0:02:44.11
5	5	GEHRIG Carolin Ibis Cycles Enduro Race Team		0:22:52.06 0:05:52.69	6 6	0:08:19.08 0:07:19.64	5 6	0:06:43.29 0:05:01.03	6 2	0:04:38.09	4		1:00:45.88	+0:04:01.99
6	8	BROWN Casey Trek Factory Racing		0:22:23.17 0:06:26.42	5 23	0:08:29.96 0:07:37.47	8 13	0:06:52.83 0:05:23.28	12 12	0:04:55.55	14		1:02:08.68	+0:05:24.79
7	7	BARAONA Rebecca GBR.BARB.1993		0:23:34.39 0:05:51.76	10 5	0:08:41.52 0:07:22.19	11 7	0:06:49.89 0:05:12.16	10 7	0:04:41.94	6		1:02:13.85	+0:05:29.96
8	405	CHARRE Morgane FRA.CHAM.1990		0:22:56.24 0:06:05.41	7 11	0:08:39.69 0:07:30.71	10 11	0:06:48.45 0:05:25.61	8 15	0:04:49.83	11		1:02:15.94	+0:05:32.05
9	403	MORRISON Raewyn Giant Factory Off-Road Team		0:22:59.15 0:06:06.30	8 12	0:08:46.02 0:07:30.00	12 10	0:06:54.89 0:05:23.43	14 13	0:04:46.61	9		1:02:26.40	+0:05:42.51
10	412	ROSSIN Laura GB Rifar Mondraker Team		0:23:41.07 0:05:57.73	13 8	0:08:29.45 0:07:31.10	7 12	0:06:50.39 0:05:13.26	11 9	0:04:48.86	10		1:02:31.86	+0:05:47.97
11	441	FARINA Eleonora GER.BRUV.1995		0:23:37.56 0:06:01.87	11 9	0:08:28.50 0:07:43.77	6 18	0:06:45.82 0:05:09.83	7 6	0:04:45.65	8		1:02:33.00	+0:05:49.11
12	413	BRUCHLE Veronika GER.BRUV.1995		0:23:14.45 0:06:13.88	9 16	0:08:35.04 0:07:42.35	9 16	0:06:53.70 0:05:18.14	13 10	0:04:50.23	12		1:02:47.79	+0:06:03.90
13	443	TERPSTRA Anne ITA.ROSL.1991		0:24:17.61 0:06:12.39	16 14	0:09:05.27 0:07:23.24	17 8	0:06:55.71 0:05:24.85	15 14	0:05:05.43	19		1:04:24.50	+0:07:40.61





RESULTS OVERALL

Pos	Plate	Name Team	Nat EMBA	Stage 1 Stage 5	Pos Pos	Stage 2 Stage 6	Pos Pos	Stage 3 Stage 7	Pos Pos	Stage 4 Pos	Pos	Penalties	Time	Gap
WOMEN														
14	402	COOK Becky		0:23:38.52	12	0:08:50.51	14	0:07:02.76	17	0:04:56.36	15		1:04:34.69	+0:07:50.80
			GBR.COOB.1986	0:06:11.14	13	0:08:11.38	24	0:05:44.02	22					
15	9	BEERTEN Anneke GT Factory Racing		0:23:56.32	14	0:09:11.75	18	0:07:11.55	21	0:04:59.52	16		1:04:55.92	+0:08:12.03
			NED.BEEA.1982	0:06:21.51	20	0:07:45.39	19	0:05:29.88	16					
16	416	MEYER Franziska		0:25:07.73	21	0:09:01.24	16	0:07:03.05	18	0:05:00.90	17		1:05:17.96	+0:08:34.07
			GER.MEYF.1991	0:06:03.58	10	0:07:29.75	9	0:05:31.71	17					
17	414	MARCHAL Alexandra		0:24:10.35	15	0:09:12.11	19	0:07:12.58	22	0:05:09.06	22		1:05:22.36	+0:08:38.47
			BEL.MARA.1991	0:06:17.82	17	0:07:43.41	17	0:05:37.03	19					
18	408	SCHNEITTER Nathalie		0:24:36.59	17	0:09:17.03	20	0:07:00.52	16	0:05:07.60	21		1:05:35.28	+0:08:51.39
			SUI.SCHN.1986	0:06:12.71	15	0:07:39.05	14	0:05:41.78	20					
19	420	NABER Tanja		0:25:24.36	23	0:08:50.05	13	0:06:49.17	9	0:05:02.63	18		1:05:44.49	+0:09:00.60
			GER.NABT.1987	0:06:23.30	21	0:07:39.62	15	0:05:35.36	18					
20	419	PAGEAU Rachel Devinci Global Racing		0:24:37.74	18	0:09:28.41	22	0:07:10.25	20	0:05:10.12	23		1:06:41.29	+0:09:57.40
			CAN.PAGR.1995	0:06:20.88	19	0:07:57.36	22	0:05:56.53	25					
21	425	SCHWENK Theresia		0:25:01.61	19	0:09:30.14	23	0:07:22.73	24	0:05:05.89	20		1:07:27.01	+0:10:43.12
			GER.SCHT.1995	0:06:26.12	22	0:07:55.72	21	0:06:04.80	28					
22	404	MILLER Miranda Specialized Racing		0:25:02.93	20	0:11:24.96	35	0:07:03.19	19	0:04:53.01	13		1:07:50.98	+0:11:07.09
			CAN.MILM.1990	0:06:20.82	18	0:07:46.33	20	0:05:19.74	11					
23	446	LEIVSDOTTIR Vera		0:25:38.53	24	0:09:39.47	24	0:07:16.64	23	0:05:34.62	30		1:09:33.20	+0:12:49.31
				0:06:57.42	28	0:08:21.11	28	0:06:05.41	29					
24	415	JONNIER Morgane		0:26:10.42	25	0:09:53.56	27	0:07:40.36	31	0:05:24.37	25		1:10:25.32	+0:13:41.43
			FRA.JONM.1990	0:06:46.65	25	0:08:47.16	31	0:05:42.80	21					
25	442	RUBESAM Sandra		0:27:17.20	28	0:09:27.44	21	0:07:36.68	29	0:05:23.92	24		1:11:02.86	+0:14:18.97
				0:07:09.75	30	0:08:22.41	29	0:05:45.46	23					
26	445	THALMANN Stephanie		0:26:30.99	26	0:10:22.25	29	0:07:31.87	27	0:05:34.10	29		1:11:07.36	+0:14:23.47
				0:06:55.55	27	0:08:16.17	25	0:05:56.43	24					
27	421	DETHLEFSEN Eva		0:26:45.51	27	0:09:42.88	25	0:07:49.06	34	0:05:39.98	31		1:12:24.69	+0:15:40.80
			DEN.DETE.1991	0:07:11.39	31	0:09:02.47	33	0:06:13.40	31					
28	417	STRAIT Rachel GT Factory Racing		0:28:13.36	31	0:11:05.92	34	0:07:39.57	30	0:05:31.59	26		1:13:40.06	+0:16:56.17
			USA.STRR.1988	0:06:51.03	26	0:08:16.55	26	0:06:02.04	27					
29	427	CASINI Federica		0:28:09.79	30	0:10:35.13	32	0:07:41.61	32	0:05:33.20	27		1:13:52.65	+0:17:08.76
			ITA.CASF.1985	0:07:02.10	29	0:08:41.28	30	0:06:09.54	30					

RESULTS OVERALL

Pos	Plate	Name Team	Nat EMBA	Stage 1 Stage 5	Pos	Stage 2 Stage 6	Pos	Stage 3 Stage 7	Pos	Stage 4	Pos	Penalties	Time	Gap
WOMEN														
30	426	MICHEL Daniela		0:28:54.09	33	0:10:31.40	31	0:07:53.02	35	0:05:58.18	32		1:15:42.72	+0:18:58.83
			SUI.MICD.1981	0:07:16.82	32	0:08:48.29	32	0:06:20.92	32					
31	448	SAVELLI Irene		0:28:37.49	32	0:10:06.08	28	0:07:48.13	33	0:06:45.64	33		1:16:42.33	+0:19:58.44
				0:07:28.37	33	0:09:21.55	34	0:06:35.07	34					
32	444	KUTSCHKI Tina		0:30:32.98	34	0:10:47.27	33	0:07:27.62	26	0:07:21.29	35		1:17:26.95	+0:20:43.06
				0:06:43.89	24	0:08:10.40	23	0:06:23.50	33					
33	423	VACKER Suvi		0:27:44.47	29	0:10:24.86	30	0:07:33.00	28	0:05:33.93	28		1:19:53.46	+0:23:09.57
			FIN.VACS.1983	0:14:19.00	35	0:08:19.18	27	0:05:59.02	26					
34	4	THOMA Ines Canyon Factory Enduro Team		0:43:54.21	36	0:08:52.64	15	0:06:36.03	3	0:04:42.24	7		1:22:15.93	+0:25:32.04
			GER.THAI.1989	0:05:46.60	4	0:07:11.38	3	0:05:12.83	8					
35	422	BARNES Hannah Specialized Racing		0:32:59.79	35	0:12:44.70	36	0:08:51.68	36	0:06:50.33	34		1:26:58.86	+0:30:14.97
			GBR.BARH.1986	0:08:15.98	34	0:09:54.94	35	0:07:21.44	35					
DNF	411	PICTON Leonie		0:25:08.15	22	0:09:49.19	26	0:07:25.11	25					
			AUS.PICL.1986											
DNF	418	SHARP Katherine Hope Factory Racing												
			GBR.SHAK.1994											
DNS	401	KOREM Noga												
			ISR.KORN.1991											
DNS	406	BALANCHE Camille Norco Enduro Racing												
			SUI.BALC.1990											
WOMEN Master 40+														
1	513	DE VALL Christina		<u>0:26:38.22</u>	<u>1</u>	<u>0:10:05.34</u>	<u>1</u>	<u>0:07:27.19</u>	<u>1</u>	0:05:52.84	2		1:11:49.33	
				<u>0:06:55.36</u>	<u>1</u>	0:08:30.39	2	<u>0:06:19.99</u>	<u>1</u>					
2	511	MCCONNELOUG Mary		0:27:02.79	2	0:10:50.96	2	0:07:36.07	2	0:06:04.41	3		1:13:32.73	+0:01:43.40
			USA.MCCM.1971	0:07:02.04	2	<u>0:08:29.72</u>	<u>1</u>	0:06:26.74	2					
3	512	OLETRA Hanna		0:29:44.57	3	0:11:22.02	3	0:08:07.92	3	<u>0:05:48.63</u>	<u>1</u>		1:17:23.83	+0:05:34.50
			SWE.OLEH.1977	0:07:07.12	3	0:08:46.78	3	0:06:26.79	3					
WOMEN Under 21														
1	507	CONOLLY Ella		0:24:22.16	2	0:09:08.27	2	0:06:58.91	2	0:05:06.03	3		1:05:00.02	
			GBR.CONE.1998	<u>0:06:12.32</u>	<u>1</u>	<u>0:07:32.10</u>	<u>1</u>	0:05:40.23	3					

RESULTS OVERALL

Pos	Plate	Name Team	Nat EMBA	Stage 1 Stage 5	Pos Pos	Stage 2 Stage 6	Pos Pos	Stage 3 Stage 7	Pos Pos	Stage 4	Pos	Penalties	Time	Gap
WOMEN Under 21														
2	503	MAUNSELL Leah		<u>0:24:16.43</u>	1	<u>0:09:07.47</u>	1	<u>0:06:55.76</u>	1	0:05:02.23	2		1:05:12.35	+0:00:12.33
			IRL.MAUL.1999	0:06:16.93	2	0:07:57.79	3	0:05:35.74	2					
3	502	CHARLES Estelle		0:25:37.69	3	0:09:15.69	3	0:07:04.86	3	<u>0:05:00.87</u>	1		1:07:18.14	+0:02:18.12
			FRA.CHAE.1997	0:06:17.35	3	0:08:28.21	4	<u>0:05:33.47</u>	1					
4	501	GILL Martha		0:25:57.04	4	0:09:23.30	4	0:07:10.62	4	0:05:43.27	4		1:08:26.88	+0:03:26.86
			GBR.GILM.1997	0:06:33.61	4	0:07:50.03	2	0:05:49.01	4					
5	506	LAWTON Abigale		0:34:27.90	5	0:12:27.74	5	0:09:01.76	5	0:06:31.45	5		1:28:19.52	+0:23:19.50
			GBR.LAWA.1998	0:08:18.39	5	0:10:00.00	5	0:07:32.28	5					

Penalties

Plate	Name	Penalty	Details
361	VOLLMER Christian	00:05:00	Late start stage 3
365	MARTELLO Enrico	00:01:00	Late start stage 3
652	CLACHERTY Frazer	00:05:00	Late start stage 3
653	CLACHERTY Harvey	00:05:00	Late start stage 3
663	DRACH Torben	00:05:00	Equipment change
743	FRITZENSCHAFT Andre	00:01:00	Late start stage 1